

# March<sup>TM</sup>

Proudly Made in Japan by DEON





### Location of Deon Optical Design in the Suwa Basin

Lake Suwa, located at the center of the Suwa Basin, sits at an altitude of 759 meters and is the largest lake in Nagano Prefecture. Surrounding the lake are diverse and striking natural landscapes, including the Yatsugatake Mountains, the Tateshina Highlands, and the Kirigamine Highlands.

The Suwa region lies approximately 200 kilometers from both the Tokyo metropolitan area and the Chukyo region, making it a well-known destination for travelers. In addition to its scenic beauty, the area is renowned for its lakeside and mountain hot springs, as well as its deep cultural heritage.

At the heart of this heritage stands Suwa Taisha, one of Japan's oldest shrines, with over 3,000 affiliated shrines throughout the country. Historically, the region flourished as a temple town and post station, and in recent years it has also become home to a rich collection of art museums and cultural institutions, attracting visitors from across Japan.



## The Suwa Region as a Center of Precision Manufacturing

The Suwa region has long been recognized as one of Nagano Prefecture's leading industrial areas. From the late 19th century, the city of Okaya in particular became a major center for silk reeling. The region's abundant natural resources—including the Tenryu River, which played a vital role in transportation—along with a plentiful workforce, made Suwa ideally suited for mechanized silk production.

Following the decline of the silk industry after the Great Depression of the 1920s, efforts were made to attract new industries. Thanks to its proximity to both the Tokyo metropolitan area and the Chukyo region, and the availability of former silk mill facilities, many factories producing optical instruments, communication equipment, and precision valves were relocated to the Suwa area during World War II.

After the war, many of these relocated factories eventually withdrew. However, the region retained its greatest strengths: a highly skilled workforce known for manual precision, an abundance of clean water, and exceptionally clear air—conditions ideally suited for precision manufacturing. As a result, numerous companies specializing in watches, cameras, optical instruments, music boxes, and other precision products emerged. Owing to this concentration of advanced craftsmanship and engineering, the Suwa region came to be known as the “Switzerland of the East.”

Today, cities such as Okaya, Suwa, and Chino continue to host a strong cluster of advanced industries based on precision machining, including precision machinery, information devices, and optical products.

Several decades ago, however, the pursuit of lower costs and mass production led many companies to relocate their manufacturing overseas. Witnessing the gradual decline of the skills cultivated in this region, a group of engineers resolved to preserve and elevate this expertise by creating products of the highest global standard.

It was from this vision that Deon Optical Design was founded 20 years ago.

MARCH scopes are the result of this philosophy. Crafted entirely in Japan, they are produced through close collaboration between veteran engineers with over 40 years of experience and exceptional local artisans, each contributing their specialized skills and knowledge.

A steadfast commitment to Japanese manufacturing, and a dedication to quality over quantity, form the core of Deon Optical Design's founding principles—principles that continue to guide the company today and into the future.



### Message from President Minako Kobayashi

In 2024, Deon Optical Design proudly celebrates its 20th anniversary—an achievement made possible by the continued support of our customers, partners, and the shooting community worldwide.

With this milestone, we have taken an important step toward the future by beginning the transition to the next generation of leadership. Mr. Shimizu and Mr. Nishikubo will continue to serve as senior advisors, dedicating their expertise to the development of new products, the maintenance and advancement of quality, and the transmission of technical knowledge.

Building upon the quality and innovation that have defined MARCH scopes to date, we remain firmly committed to further enriching our product lineup and pursuing our goal of manufacturing the finest rifle scopes in the world. United as a team, we will continue to challenge ourselves and refine our craftsmanship. We sincerely appreciate your continued guidance, encouragement, and support as we move forward.

*Minako. K*




## About Deon Optical Design


Deon Optical Design is a manufacturer of high-performance custom rifle scopes, dedicated to uncompromising performance and quality. Through our proprietary MARCH scope series, we manage every stage of development in-house—from the fundamental concept to design and engineering. By bringing together Japan's highest level of optical and mechanical expertise, we manufacture products that meet the highest global standards.

Our guiding principle is to deliver pure, all-Japan-made rifle scopes, using exclusively domestically produced components.


Optical and Mechanical Design



Integrated Machining from Raw Materials



Precision Machining Using Dedicated Equipment




Lens Polishing and Quality Inspection



## Design and Manufacturing Philosophy

To meet the exact requirements of each shooter, we draw upon decades of experience in optical and mechanical engineering. Lens design and mechanical component design are carried out with close attention to real-world performance. Every component is carefully selected from the raw materials stage, with no compromises made in material choice or manufacturing methods. Utilizing Japan's advanced precision machining capabilities, all parts are produced to the highest standards.

In-House Reticle Fabrication



Quality Assurance Through Hand Lapping



Clean Room Environment



Lens Assembly



Visual Inspection by Skilled Technicians



## In-House Production of Critical Components

To offer reticle designs that suit individual preferences, all crosshairs, dots, and fiber elements are manufactured entirely in-house. Critical components undergo extensive hand-lapping by skilled craftsmen, reducing tolerances to as close to zero as physically possible. Lens assembly is performed by highly experienced technicians who carefully inspect each step for dust, scratches, and optical accuracy as the scope is built.

## Hand Assembly by Japanese Craftsmen

A rifle scope is repeatedly subjected to extreme forces—sometimes exceeding 1,000 times the force of gravity—due to recoil during firing. A scope must therefore function as a rugged precision measuring instrument that maintains accuracy even under severe impact.

Each MARCH scope is assembled one by one by highly skilled technicians, who take the time necessary to achieve complete confidence in every unit. Through meticulous hand assembly, these scopes achieve a level of precision and reliability that is difficult to replicate. This exceptional reliability is proven by the results and performance achieved by shooters in competitions around the world.




## Components and Manufacturing Standards

Each MARCH scope consists of more than 150 individual components. To meet the highest demands for quality and precision, no compromises are permitted—only components manufactured in Japan are used. Every part is produced in collaboration with trusted factories possessing advanced machining capabilities, using carefully selected materials that meet our strict standards.

Lens Polishing and Quality Inspection



Fine Adjustment Using an Imaging Microscope



100% Airtightness Testing



Gas Purging After Vacuum Processing



Outdoor Performance Testing




## Inspection, Testing, and Environmental Control

To ensure precise optical alignment, each scope is inspected using collimators exceeding 2 meters in length, along with fine adjustments performed under microscopes and imaging systems. Every unit undergoes comprehensive inspection, including shock resistance and airtightness testing, with no exceptions.

To prevent lens fogging under rapid environmental changes, the scope is vacuum-treated and thoroughly dried before being filled and sealed with inert argon gas. Finally, outdoor inspections are conducted using real-world scenery to verify performance under actual shooting conditions.

Inspection Checklist Documentation



Final Packaging



## Individual Quality Records and Shipping

Each MARCH scope is accompanied by a detailed inspection checklist—much like a medical record—documenting all quality checks. While confirming surface condition, operational smoothness, and overall function, the scope is carefully packaged and shipped to customers around the world.



## Precision Measurement as a Foundation of Quality

**A wide range of precision measuring instruments plays a crucial role in maintaining consistent quality and in achieving ever-higher performance standards.**

## Designed by Expert Engineers

Our engineers bring more than 40 years of experience in optical design, structural engineering, and manufacturing. This depth of expertise is reflected in every aspect of our products—from design and quality to weight reduction and meticulous attention to detail.

These skills and accumulated knowledge are carefully passed on to the next generation, ensuring the continued evolution of MARCH scopes.

# March Scopes Lineup

FFP | First Focal Plane

SFP | Second Focal Plane

## Choosing the Right Scope

There is no such thing as a single scope that fits every situation.

Please select the model best suited to your specific shooting stage and application.

MARCH offers a wide range of scopes designed to perform across many different disciplines and shooting environments.

## ※Product Name Designations

- March (without suffix) : SFP scope  $\phi$  30 mount
- F : FFP scope
- X :  $\phi$  34 mount
- M : Scope with integrated mount

### March-F 30mm tube



1x-10x24  
Shorty

※Mount-Included  
Package Available



3x-24x42



3x-24x52

### March-M



New

1x-10x24  
Shorty

Scheduled for release  
January 2026

### March-FM



New

1.5x-15x42

Scheduled for release  
January 2027



New

4.5x-28x52  
High Master

Scheduled for release  
January 2027

### March-FX 34mm tube



1x-10x24  
Shorty



1.5x-15x42



High Master  
4.5x-28x52



High Master  
5x-42x56  
Gen II



High Master  
5x-42x56  
Gen II PRS



5x-40x56  
Gen II

※Due to its completely new structural design, the MARCH GENESIS received a high number of improvement requests following its release. In order to fully address these requests, sales were temporarily suspended. The product will re-launch as GENESIS II, incorporating the requested improvements. Please wait for further updates.

※The photographs shown in this catalog represent typical configurations of each model. Actual appearance may vary depending on order specifications, including dials, focus knobs, and other external components.



March-Compact 30mm tube

	1x-4x24		1x-4.5x24		1x-10x24
	1.5x-15x42		2.5x-25x42		2.5x-25x52

March-X 34mm tube

	5x-50x56		8x-80x56		High Master 10x-60x56 ※FT packages available		New Majesta Gen II GR High Master 8x-80x56 Scheduled for release March 2026
							New Majesta Gen II High Master 8x-80x56 Scheduled for release March 2026 ※FT packages available



March 30mm tube

	10x-60x52
---	-----------

Benchrest Scopes 30mm tube

	High Master 48x52		High Master 40x-60x52
---	----------------------	---	--------------------------

Tracking Scope

	New 8x-80x56 SFP Scheduled for release January 2026		New 6x-60x56 FFP Scheduled for release January 2026
---	---	---	---

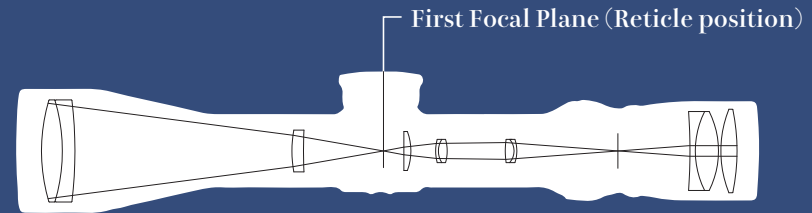






# March-FX March-F

## First Focal Plane Reticle Scope



A rifle scope has two focal planes. A scope in which the reticle is placed on the front (first) focal plane is known as a First Focal Plane (FFP) reticle scope. The defining characteristic of an FFP scope is that both the target image and the reticle scale enlarge and shrink together as magnification is changed. As a result, the reticle subtensions remain constant at all magnification settings, allowing the shooter to use the reticle scale regardless of zoom level.

One drawback of this design is that as magnification increases, the reticle lines also appear thicker, which can interfere with ultra-precision shooting in some situations. Conversely, at low magnification, the reticle lines become thinner and may be less visible. (See pages 13–15 for reference.)

MARCH offers Dual Reticle models that combine the strengths of both FFP and SFP designs, available in  $1\times-10\times$  and  $1.5\times-15\times$  configurations. In addition, FFP scopes generally do not exhibit a shift in point of aim (POA) when zooming.



# March-FX

5x-42x56mm Gen II HM  
5x-42x56mm Gen II HM PRS

5x-42x56mm Gen II HM



5x-42x56mm Gen II HM PRS

## Scope Designed for PRS Competitors

- This model was specifically developed for PRS competitors. Writable elevation dial: Markings can be written and erased to match individual rifles and ballistic data.
- The simplified configuration—omitting illumination, the Shuriken Lock, and the focus lock—allows for faster, more intuitive operation. This makes the scope particularly well suited for engaging targets at varying distances or moving targets while on the move.



## High-Performance Compact Design

Developed for competitive shooters and dedicated hunters who demand maximum optical and mechanical performance, this scope delivers uncompromising capability in a compact form. It features a wide-angle optical system, High-Master lenses (Super ED glass), a generous elevation adjustment range, a focus lock mechanism, and the signature Shuriken Lock, offering a comprehensive set of advanced functions for demanding shooting applications.

March-FX	Gen II HM	Gen II HM PRS
	D42HV56WFMLX-G2	D42HV56WFMLX-G2 PRS
Low	5x	5x
High	42x	42x
Objective Lens Diameter	56mm	56mm
Body Tube Diameter	34mm	34mm
Exit Pupil	Low	Low
	5.2mm	5.2mm
	High	High
	1.33mm	1.33mm
Field of View (real)	Low	Low
	5.2°	5.2°
	at 100yds	at 100yds
	26.2ft	26.2ft
	at 100m	at 100m
	8.73m	8.73m
	High	High
	0.62°	0.62°
	at 100yds	at 100yds
	3.3ft	3.3ft
	at 100m	at 100m
	1.08m	1.08m
Eye Relief	Low	Low
	71-90.4mm	71-90.4mm
	High	High
	74.2-90mm	74.2-90mm
1 Click Adjustment	0.1 MIL	0.1 MIL
Elevation Travel	40 MIL	40 MIL
Windage Travel	14 MIL	14 MIL
Focus	Side Focus	Side Focus
Distance	10YD-∞	10YD-∞
System	FFP	FFP
Reticle	FML-MT FML-3 FML-TR1	FMA-MT FMA-3 FMA-TR1
Illuminated	o	x
Adjustment cap	x	x
Adjustment dial	Tactical	Tactical
Adj.0set Device	o	o
MD Disk	o	o
Sun Shade	o	o
Weight	1,015g	980g



March -FX

5x-40x56mm Gen II  
4.5x-28x52mm HM PRS

5x-40x56mm Gen II

Long-Type Scope Optimized for High Magnification

Based on the proven 5x-40x56 mm optical system, this scope incorporates newly developed features. Designed as a long-type scope that prioritizes image resolution and fine detail, it is ideally suited for stages that fully exploit the advantages of high magnification in an FFP configuration.



Fast Focus Diopter Adjustment

The fast-focus diopter system allows for quick and precise adjustment. A single full rotation provides adjustment from -2 diopters to +2 diopters. (This knurled eyepiece design is also used on other models.)

4.5x-28x52mm HM

Developed for PRS Competition

This rifle scope was developed to meet the growing global popularity of PRS competitions. PRS stages require shooters to rapidly engage targets from short to long distances within a limited time frame. Designed with these scenarios in mind, this scope also performs exceptionally well in practical hunting situations. A 25-degree wide-angle eyepiece is employed, delivering a wide field of view across the entire 6.2x zoom ratio range.

Compact High-Performance Model

This model concentrates high performance into a compact form factor. It is carefully balanced in terms of magnification range, weight, and overall size, making it a versatile choice for a wide range of shooting applications.



Extreme Durability Testing

To verify exceptional durability, live-fire strength tests are conducted using some of the world’s most powerful firearms—deliberately mounting the scope in reverse to subject it to extreme stress. This uncompromising testing process ensures reliability under the most demanding conditions.

	5x-40x56mm Gen II						4.5x-28x52mm HM			
March-FX	D40V56FML_G2	D40V56FML_G2	D40V56FML10_G2	D40V56FML10_G2	D40V56FMA8_G2	D40V56FMA8_G2	D28HV52WFMX	D28HV52WFMX	D28HV52WFMX	
Low	5x						4.5x			
High	40x						28x			
Objective Lens Diameter	56mm						52mm			
Body Tube Diameter	34mm						34mm			
Exit Pupil	Low	-						-		
	High	1.4mm						1.86mm		
Field of View ( real )	Low	4.0°						5.56°		
	at 100yds	21ft						29.1ft		
	at 100m	6.98m						9.7m		
	High	0.5°						0.892°		
	at 100yds	2.6ft						4.7ft		
	at 100m	0.87m						1.56m		
Eye Relief	Low	96-100mm						70-93.7mm		
	High	92-98mm						72-90mm		
1 Click Adjustment	0.05MIL		0.1MIL		1/8 MOA		0.1MIL	1/4 MOA		
Elevation Travel	24MIL				76MOA		30MIL	100 MOA		
Windage Travel	12MIL				38MOA		20MIL	65 MOA		
Focus	Side Focus						Side Focus			
Distance	10YD-∞						10YD-∞			
System	FFP						FFP			
Reticle	FML-1 FML-PDK1				FMA-2	FMA-1 FMA-MT	FML-PDK FML-LDK	FML-3 FML-TR1 FML-PDK1	FMA-3	
Illuminated	x	o	x	o	x	o	x	o	o	
Adjustment cap	x						x			
Adjustment dial	Tactical						Tactical			
Adj.Oset Device	o						o			
MD Disk	o						o			
Sun Shade	o						o			
Weight	900g	925g	900g	925g	900g	925g	855g	880g		

# March -F

3x-24x42mm  
3x-24x52mm

## A Well-Balanced, Versatile Scope

Combining high performance with a compact, lightweight design, this well-balanced scope has been consistently chosen by competitive shooters and hunters around the world. Its versatility allows it to perform across a wide range of disciplines, and multiple configurations are available so shooters can select the model best suited to their specific stage or application.

This series is also the most frequently selected choice for hunting use.

3x-24x42mm



3x-24x52mm

## Large-Diameter Objective Lens

The large 52 mm objective lens delivers enhanced performance in low-light conditions, making it especially effective during dawn and dusk.



	3x-24x42mm						3x-24x52mm						
March-F	D24V42FML	D24V42FML	D24V42FMLN	D24V42FMA	D24V42FMA	D24V42FMAN	D24V52FML	D24V52FML	D24V52FMLN	D24V52FMA	D24V52FMA	D24V52FMAN	
Low	3x						3x						
High	24x						24x						
Objective Lens Diameter	42mm						52mm						
Body Tube Diameter	30mm						30mm						
Exit Pupil	-						-						
Field of View ( real )	High	1.75mm						2.17mm					
	Low	6.67°						6.67°					
	at 100yds	35ft						35ft					
	at 100m	11.66m						11.66m					
	High	0.83°						0.83°					
	at 100yds	4.3ft						4.3ft					
Eye Relief	at 100m	1.45m						1.45m					
	Low	85-100mm						85-100mm					
	High	89-96mm						89-96mm					
1 Click Adjustment	0.1MIL		1/4MOA				0.1MIL		1/4MOA				
Elevation Travel	28MIL		120MOA		100MOA		34MIL		28MIL		120MOA		
Windage Travel	28MIL		60MOA		100MOA		17MIL		28MIL		60MOA		
Focus	Side Focus						Side Focus						
Distance	10YD-∞						10YD-∞						
System	FFP						FFP						
Reticle	FML-1	FML FML-1 FML-T1 FML-TR1H FML-MB		FMA-2	FMA-1		FML-1	FML FML-1 FML-T1 FML-TR1H FML-MB		FMA-2	FMA-1		
Illuminated	x	o		x	o		x	o		x	o		
Adjustment cap	x		o		x		o		x		o		
Adjustment dial	Tactical		Normal		Tactical		Normal		Tactical		Normal		
Adj.0set Device	o		x		o		x		o		x		
MD Disk	o						o						
Sun Shade	o						o						
Weight	590g	615g		590g	615g		655g	680g		655g	680g		



1x-10x24mm Shorty  
1.5x-15x42mm Compact

March - F

A single long mount can be used on the  $\phi 30$  tube section.



### Mounting Package

## March -FX

To allow the use of flip-up caps, this model is supplied with a  $\phi 33$  objective hood.



## March -FX

The larger objective lens delivers excellent performance during low-light conditions such as dawn, dusk, or in shaded environments.



A DR scope therefore functions as both an FFP and an SFP scope. At low magnification, shooting is performed using the second focal plane dot, while at higher magnification, the shooter utilizes the first focal plane reticle subtensions.

	1x-10x24mm							1.5x-15x42mm						
	March -F			March -FX				March -FX						
	D10SV24FDIML (D10SV24FDIML,F) package	D10SV24FDIMLN (D10SV24FDIMLN,F) package	D10SV24FIML (D10SV24FIML,F) package	D10SV24FDIMLX	D10SV24FIMLX	D10SV24FDIMLN34	D10SV24FIMLN34	D15V42FDIMLX	D15V42FIMLX	D15V42FDIMLN	D15V42FIMLN			
Low	1x							1.5x						
High	10x							15x						
Objective Lens Diameter	24mm							42mm						
Body Tube Diameter	30mm			34mm				34mm						
Field of View ( real )	Exit Pupil	Low							8.6mm				8.7mm	
		High							2.4mm				2.8mm	
		Low							19.2°				13.3°	
		at 100yds							101.5ft				70.2ft	
		at 100m							33.83m				23.4m	
		High							1.92°				1.33°	
		at 100yds							10.1ft				6.9ft	
		at 100m							3.35m				2.3m	
Eye Relief	Low	72-102mm							72-97mm					
	High	75-100mm							73-98mm					
1 Click Adjustment	0.1 MIL							0.1 MIL						
Elevation Travel	56MIL			50MIL				40MIL						
Windage Travel	56MIL			25MIL				20MIL						
Focus	Side Focus							Side Focus						
Distance	10YD-∞							10YD-∞						
System	DR		FFP	DR	FFP	DR	FFP	DR	FFP	DR	FFP			
Reticle	DR-1F DR-TR1FB		FMC-1 FMC-2 FMC-3	DR-1F DR-TR1FB	FMC-1 FMC-2 FMC-3	DR-1F DR-TR1FB	FMC-1 FMC-2 FMC-3	DR-TR2B		FML-4	DR-TR2B	FML-4		
Illuminated	o							o						
Adjustment cap	x	o	x			o		x		o				
Adjustment dial	Tactical	Normal		Tactical			Normal		Tactical		Normal			
Adj.Oset Device	o	x	o			x		o		x				
MD Disk	x							o						
Sun Shade	△							o						
Weight	505g			590g		550g		700g		660g				

FFP Reticle Specifications

All FFP reticles are manufactured as glass-etched reticles.(For Dual Reticle models, the reticle on the second focal plane is not a glass reticle.)Reticle subtension spacing varies by model,so even if patterns appear similar, different reticles are used. Each reticle is therefore designed specifically for its corresponding model.FML and FMC reticles use MIL-based graduations, while the FMA reticle uses MOA-based graduations.The numerical values marked on the reticle represent the exact measurement covered at any magnification.

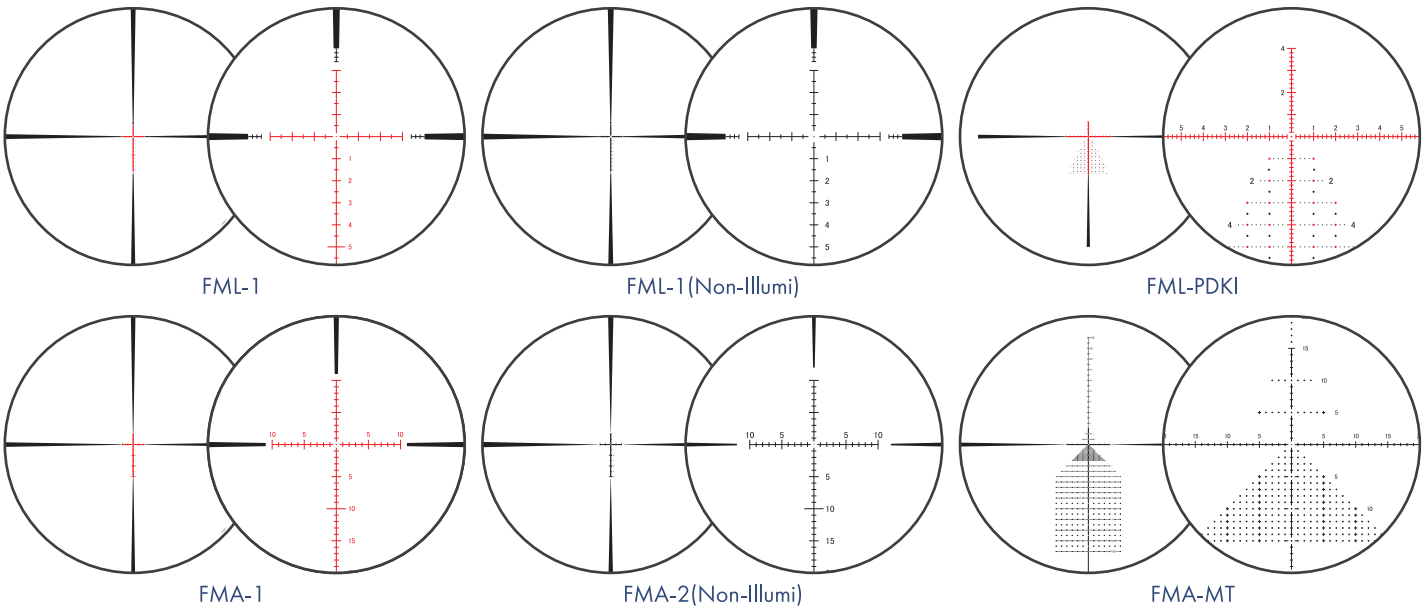
Reticle Subtension and Click Value Reference(Dimensions covered at each distance)

		100YD	200YD	300YD	1000YD
0.954 MOA		2.54			
1 MOA	cm	2.66	5.32	7.98	26.60
1/4 MOA	cm	0.67	1.33	2.00	6.65
1/8 MOA	cm	0.33	0.67	0.99	3.33

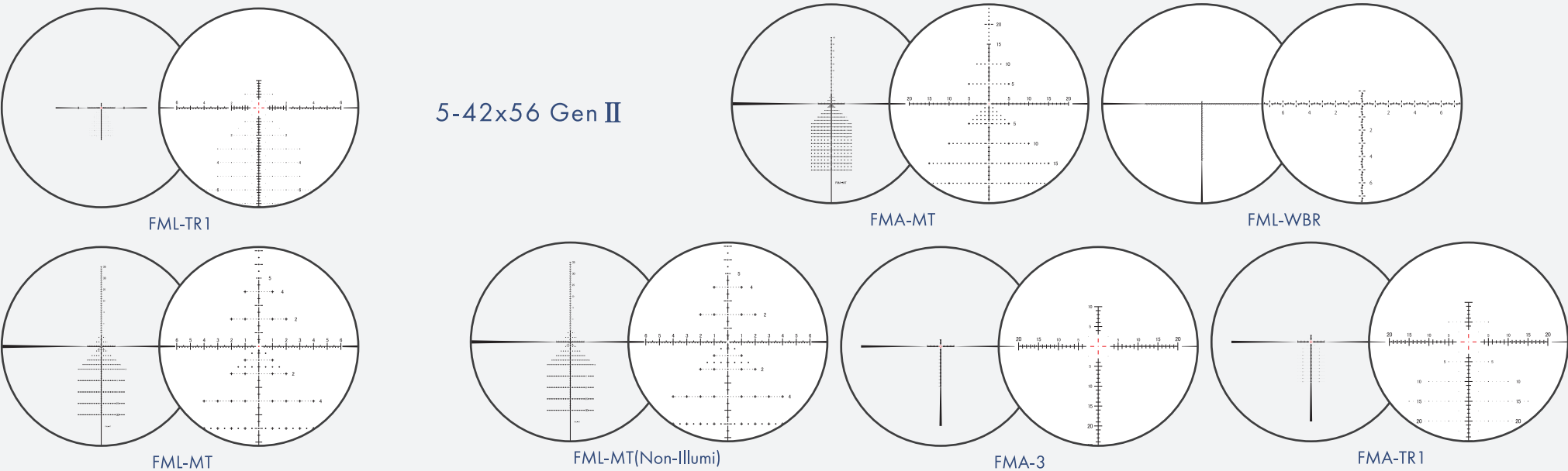
		100m	200m	300m	1000m
1mil	cm	10	20	30	100
0.1mil	cm	1	2	3	10
0.05mil	cm	0.5	1	1.5	5

**Understanding MOA and MIL**  
As shown in the table to the left  
• MOA (Minute of Angle) is an angular unit based on the standard that 1 MOA covers 1 inch (2.54 cm) at 100 yards, with the exact value being 0.954 MOA.  
• MIL (Milliradian) is an angular unit based on the standard that 1 MIL covers 10 cm at a distance of 100 meters.

5-40x56 Gen II

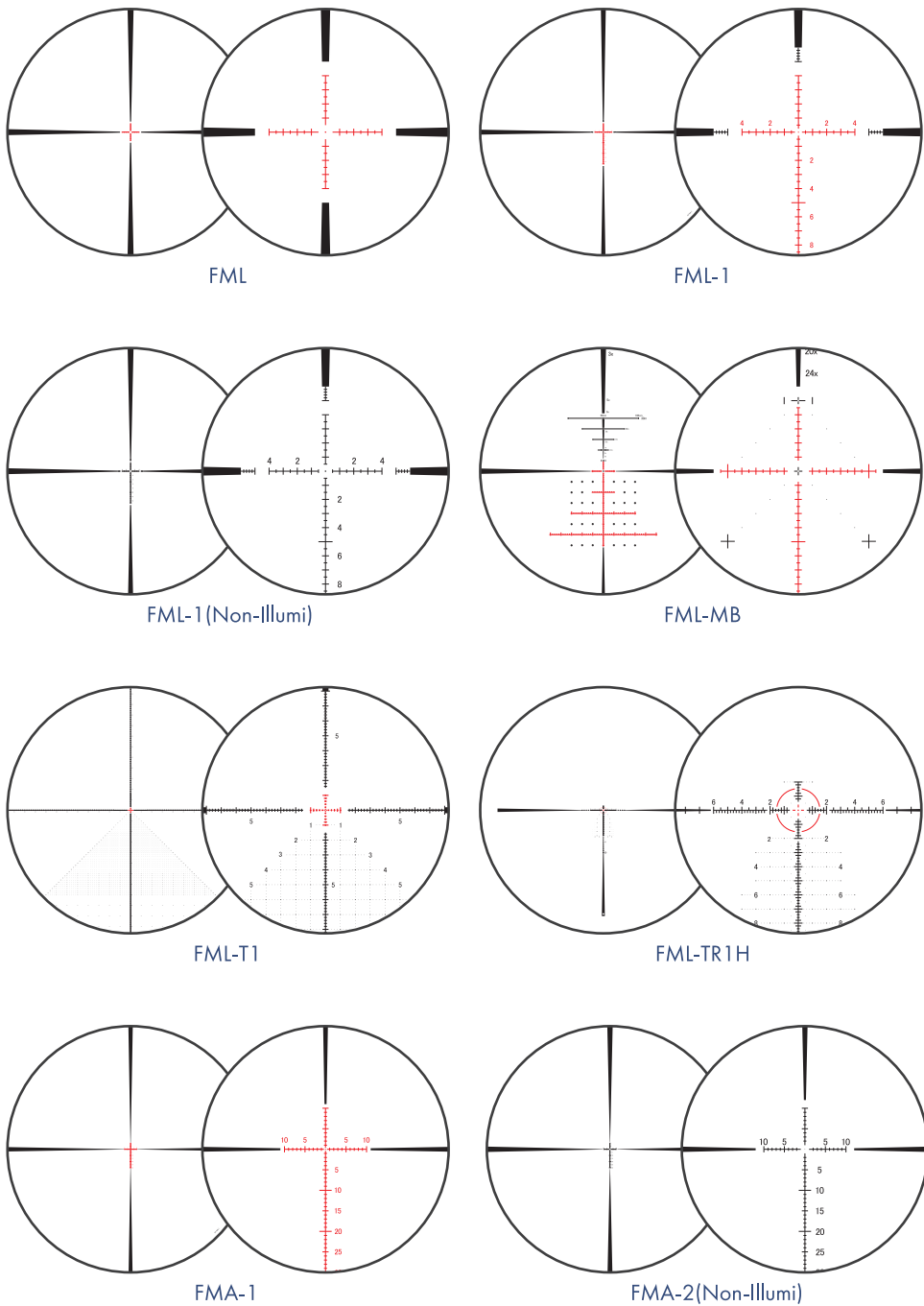


5-42x56 Gen II

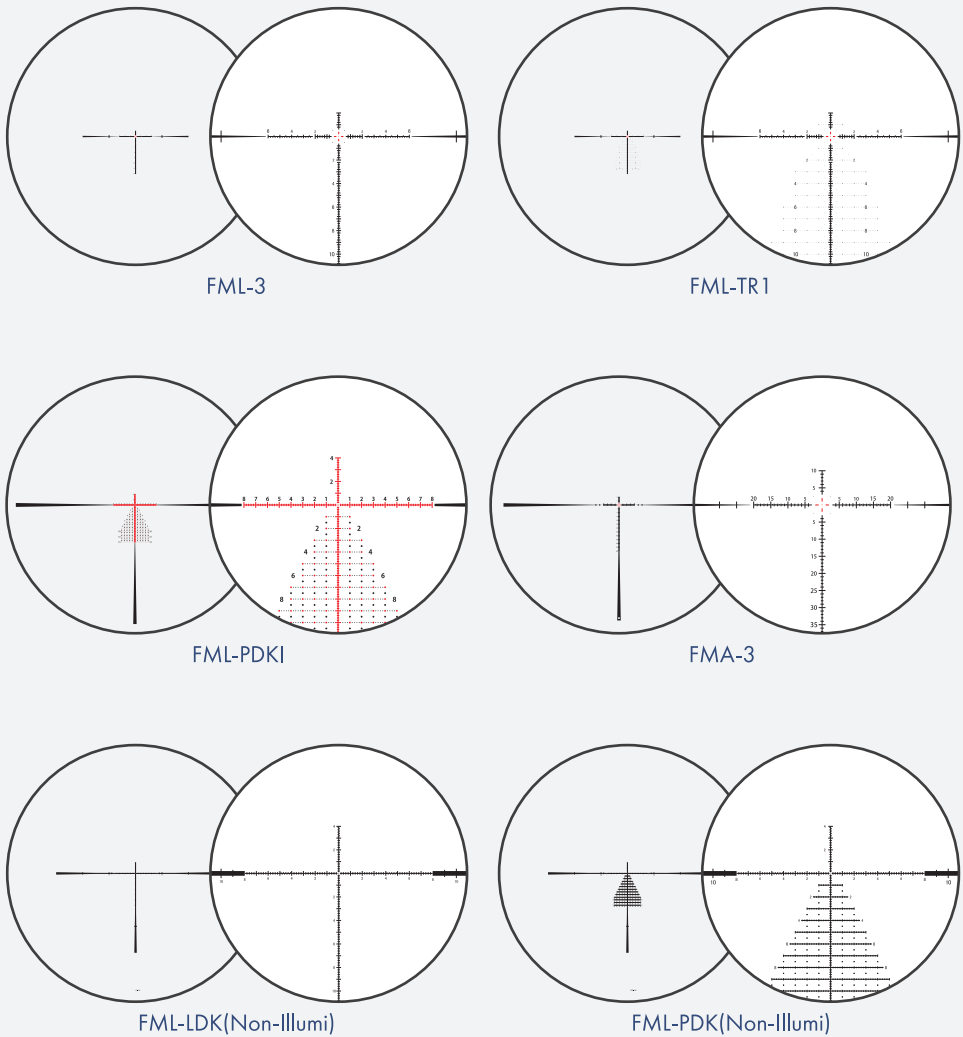




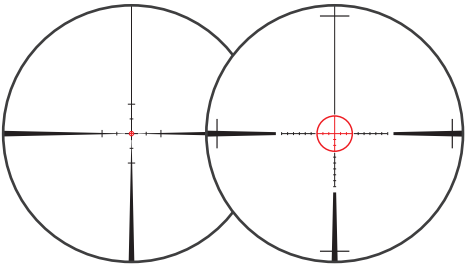
3-24x42 & 3-24x52



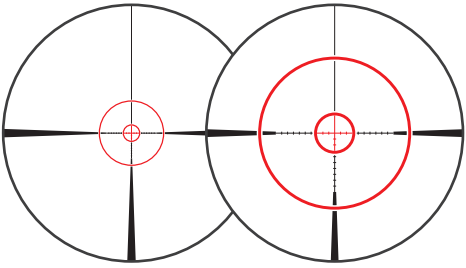
4.5-28x52



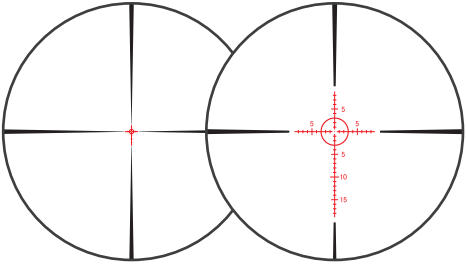
1-8x24 & 1-8x24 Shorty



FMC-1

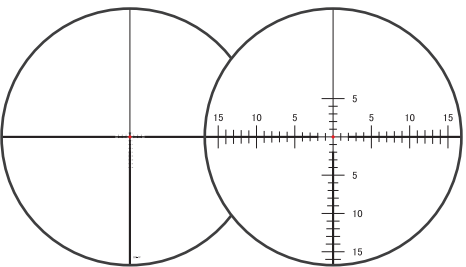


FMC-2

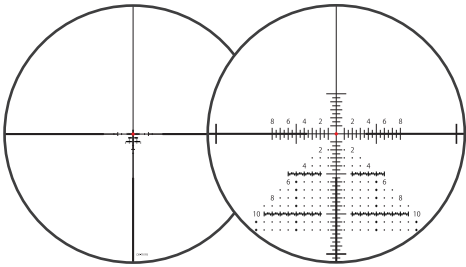


FMC-3

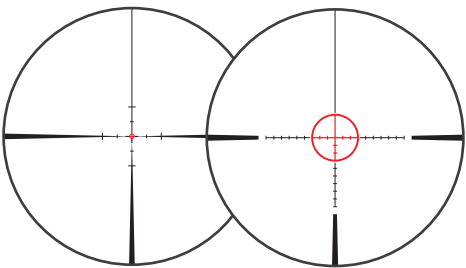
1-10x24 Shorty



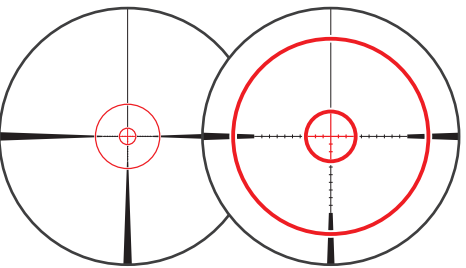
DR-1F(Dual)



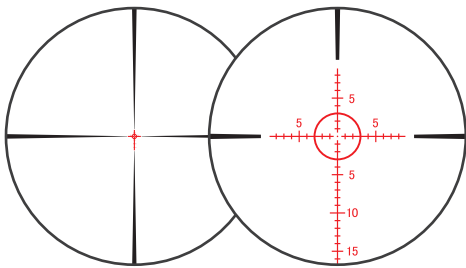
DR-TR1FB(Dual)



FMC-1

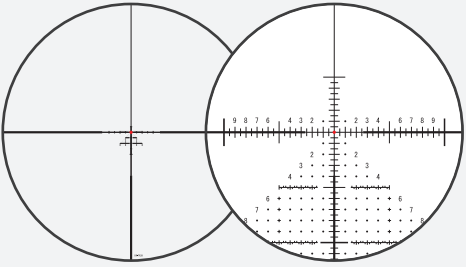


FMC-2

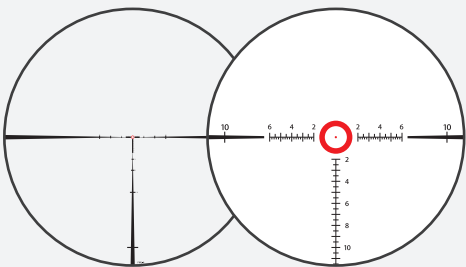


FMC-3

1.5-15x42

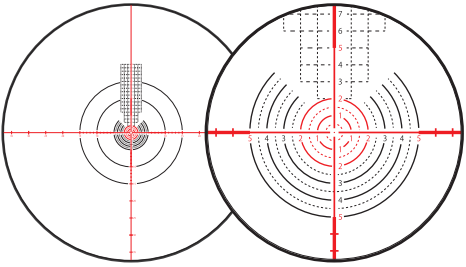


DR-TR2B(Dual)

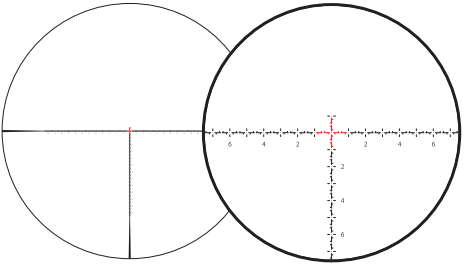


FML-4

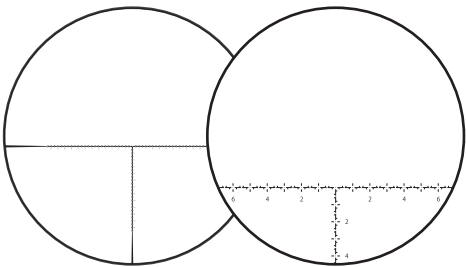
6-60x56  
Tracking Scope  
Reticle Appearance  
at 6x and 30x Magnification



FML-WTD



FML-WBR

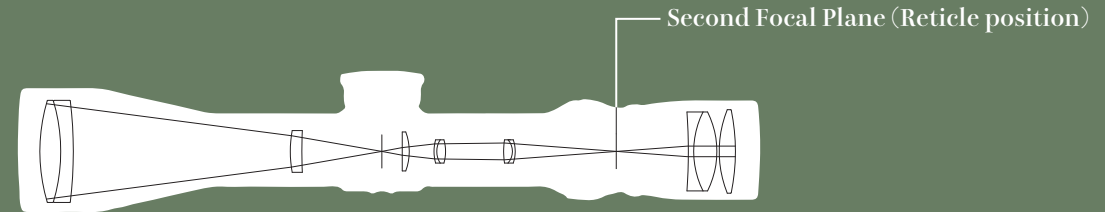


FML-WTB(Non-Illumi)




# March -X March

## Second Focal Plane Reticle Scope



A scope in which the reticle is positioned on the rear (second) focal plane of the optical system is called a Second Focal Plane (SFP) reticle scope. The key feature of an SFP scope is that the thickness and appearance of the reticle remain constant regardless of changes in magnification. This makes it well suited for ultra-precision shooting, where a consistent reticle line width is essential. It is also preferred by shooters who want to avoid any visual change in the reticle when adjusting magnification. However, because the reticle itself does not scale with magnification, the angular value covered by each reticle marking changes depending on the selected magnification. Therefore, careful attention must be paid to magnification settings when using the reticle for ranging or holdover calculations.



# March -X

8x-80x56mm Majesta Gen II -GR  
8x-80x56mm Majesta Gen II  
8x-80x56mm Majesta Gen II -FT

Scheduled for release in March 2026

8x-80x56mm Majesta Gen II GR



Gray body finish

Scheduled for release in March 2026

8x-80x56mm Majesta Gen II



Matte black body finish

Scheduled for release in March 2026

## March-X FT

8x-80x56mm Majesta Gen II FT Package Specification

### Optimized for Field Target Competition

High-magnification scopes such as 80× models have an extremely shallow depth of field, allowing even slight distance differences to be identified through precise focus adjustment. For this reason, they demonstrate exceptional performance in FT (Field Target) competitions, where air rifles are used, and have become a popular choice among competitors. The FT Package is supplied as a complete set, including accessories specifically required for FT competition.



FT Package



## Ultimate Long-Range Precision — Majesta Gen II

This is a top-tier model that incorporates every essential feature required for long-range shooting. Since its release, it has produced numerous competition winners thanks to its outstanding optical performance and uncompromising quality, establishing itself as a true game changer in long-range disciplines. It is equipped with a wide field of view, dial lock, O-Set, and a full suite of advanced functions. As a mark of its exclusivity, the body has traditionally been finished in a dignified gray color. From 2026, in order to further elevate the already highly acclaimed optical performance, the lens system has been completely redesigned. The scope will return as Majesta Gen II, featuring refined specifications and multiple configurations.

### Product lineup

- Majesta Gen II GR: Fully equipped, same comprehensive specification as the previous model (gray body finish)
- Majesta Gen II: Simplified configuration optimized for fast shooting (matte black body finish)
- Majesta Gen II FT Package: Dedicated configuration for Field Target (FT) competition (matte black body finish)

March-X	8x-80x56mm					
	D80HV56 WTIMIX-GR-G2	D80HV56 WTIX-GR-G2	D80HV56 WTIMIW-G2	D80HV56 WTIW-G2	D80HV56 WTIW-G2-FTP	
Low	8x					
High	80x					
Objective Lens Diameter	56mm					
Body Tube Diameter	34mm					
Exit Pupil	Low					
High	4.1mm					
Low	0.7mm					
Field of View (real)	3.12°					
at 100yds	16.4ft					
at 100m	5.45m					
High	0.31°					
at 100yds	1.64ft					
at 100m	0.54m					
Eye Relief	Low					
High	76-92mm					
1 Click Adjustment	79-92mm					
Elevation Travel	0.05 MIL	1/8 MOA	0.05 MIL	1/8 MOA	1/8 MOA	
Windage Travel	19 MIL	66 MOA	19 MIL	66 MOA	66 MOA	
Focus	Side Focus					
Distance	10YD-∞					
System	SFP					
Reticle	W-Dot MML-WV1	W-Dot MTR-WV1 MTR-WV2 MTR-WV3 MTR-WV4	W-Dot MML-WV1	W-Dot MTR-WV1 MTR-WV2 MTR-WV3 MTR-WV4	MTR-WV1	
Illuminated	o					
Adjustment Lock	o					
Adjustment Device	o					
Middle focus Wheel	o					
MD Disk	o					
Sun Shade	o					
Weight	1,175g					



# March -X

5x-50x56mm  
8x-80x56mm

## High-Magnification Competition Scope

This scope features high magnification and a wide magnification ratio, and has earned strong support as a competition-grade riflescope. Each control and mechanism has been carefully optimized to meet the specific demands of competitive shooting.

While ideally suited for long-range shooting, its 10x zoom ratio combined with outstanding image quality (IQ) delivers exceptional performance across all stages, regardless of size or weight considerations.

5x-50x56mm



8x-80x56mm



(ST)  
(STM)  
(ST1)

March-X	5x-50x56mm		8x-80x56mm		
	D50V56T	D50V56TI	D80V56T (ST)	D80V56TM (STM)	D80V56TI (STI)
Low	5x		8x		
High	50x		80x		
Objective Lens Diameter	56mm		56mm		
Body Tube Diameter	34mm		34mm		
Exit Pupil	Low	-	-		
	High	1.12mm	0.7mm		
Field of View ( real )	Low	4.0°	2.5°		
	at 100yds	21.0ft	13.20ft		
	at 100m	6.98m	4.36m		
	High	0.4°	0.25°		
	at 100yds	2.1ft	1.30ft		
	at 100m	0.70m	0.44m		
Eye Relief	Low	96-101mm	89-95mm		
	High	92-98mm	83-97mm		
1 Click Adjustment	1/8MOA		1/8MOA		
Elevation Travel	60MOA		60MOA		
Windage Travel	40MOA		40MOA		
Focus	Side Focus		Side Focus		
Distance	10YD-∞		10YD-∞		
System	SFP		SFP		
Reticle	CH 1/8dot 3/32dot 1/16dot Di-plex	MTR-1 MTR-2 MTR-3 MTR-4 MTR-5 MTR-FT MTR-RTM	CH 1/8dot 3/32dot 1/16dot Di-plex	MTR-1 MTR-2 MTR-3 MTR-4 MTR-5 MTR-FT MTR-RTM	
	x	o	x	x	o
Illuminated	x		x		
Adjustment cap	x		x		
Adjustment dial	Tactical		Tactical		
Adj.Oset Device	o		o		
Middle Focus Wheel	o		o		
MD Disk	o		o		
Sun Shade	o		o		
Weight	825g	855g	835g	845g	865g

# March -X / March

10x-60x56mm HM  
10x-60x52mm

10x-60x56mm HM



FT Package



10x-60x52mm

## Lightweight Configuration with Proven Performance

While maintaining the same high performance standards, this model adopts a  $\phi 52$  objective lens and a  $\phi 30$  main tube, with an emphasis on reduced weight.

It is an ideal choice for shooters who require excellent optical performance in a lighter, more compact scope.



## Resolution-Focused Long-Selling Competition Scope

This scope is designed with a restrained magnification ratio, placing priority on optical resolution and image clarity. It has been a long-selling model highly regarded by competitive shooters for its consistent performance.

The 10x-60x56 model features a High Master (Super ED) objective lens, delivering exceptional image quality (IQ) with superior resolution and contrast.

	March -X			March				
	10x-60x56mm HM			10x-60x52mm				
	D60HV56T (PJT Package)	D60HV56TM (PJT Package)	D60HV56TI (PJT Package)	D60V52L	D60V52LM	D60V52T	D60V52TM	D60V52TI
Low	10x			10x				
High	60x			60x				
Objective Lens Diameter	56mm			52mm				
Body Tube Diameter	34mm			30mm				
Exit Pupil	Low			-				
High	0.94mm			0.86mm				
Low	1.9°			2.0°				
at 100yds	10.2ft			10.5ft				
at 100m	3.40m			3.49m				
High	0.32°			0.333°				
at 100yds	1.7ft			1.7ft				
at 100m	0.57m			0.58m				
Low	80-107mm			88-99mm				
High	92-102mm			95-101mm				
1 Click Adjustment	1/8MOA			1/8MOA				
Elevation Travel	60MOA			60MOA				
Windage Travel	40MOA			40MOA				
Focus	Side Focus			Side Focus				
Distance	10YD-∞			10YD-∞				
System	SFP			SFP				
Reticle	CH 1/8dot 3/32dot 1/16dot Di-plex	MTR-1 MTR-2 MTR-3 MTR-4 MTR-5 MTR-FT MTR-RTM	CH 1/8dot 3/32dot 1/16dot Di-plex	MTR-1 MTR-2 MTR-3 MTR-4 MTR-5 MTR-FT MTR-RTM	CH 1/8dot 3/32dot 1/16dot Di-plex	MTR-1 MTR-2 MTR-3 MTR-4 MTR-5 MTR-FT MTR-RTM		
Illuminated	x	x	o	x				
Adjustment cap	x			o				
Adjustment dial	Tactical			Normal				
Adj.0set Device	o			x				
Middle Focus Wheel	o			o				
MD Disk	o			o				
Sun Shade	o			o				
Weight	910g	915g	945g	685g	690g	700g	705g	735g

# March -Compact

2.5x-25x42mm

2.5x-25x52mm

2.5x-25x42mm



2.5x-25x52mm



### φ52 mm Objective Lens for Low-Light Performance

The φ52 mm objective lens provides enhanced brightness and clarity in low-light conditions, demonstrating outstanding performance during dawn and dusk.

### Compact 10x Zoom Standard Scope

This standard 10x zoom scope delivers high performance in a compact body. The FD-1 and FD-2 models feature a bright fiber-dot reticle, ensuring fast target acquisition and excellent visibility. With its well-balanced magnification ratio, weight, and overall size, this series has been a long-time favorite among hunters as well as a wide range of users.

	2.5x-25x42mm						2.5x-25x52mm				
March-Compact	D25V42	D25V42I	D25V42IML	D25V42T	D25V42TI	D25V42TML	D25V52T	D25V52I	D25V52TML	D25V52TI	D25V52TML
Low	2.5x						2.5x				
High	25x						25x				
Objective Lens Diameter	42mm						52mm				
Body Tube Diameter	30mm						30mm				
Exit Pupil	-						-				
	1.68mm						2.08mm				
Field of View ( real )	8.0°						8.0°				
	42.0ft						42.0ft				
	13.99m						13.99m				
	0.8°						0.8°				
	4.2ft						4.2ft				
	1.40m						1.40m				
Eye Relief	85-100mm						85-100mm				
	89-96mm						89-96mm				
1 Click Adjustment	1/4MOA					0.1MIL	1/4MOA				0.1MIL
Elevation Travel	100MOA					28MIL	120MOA				34MIL
Windage Travel	100MOA					28MIL	60MOA				17MIL
Focus	Side Focus						Side Focus				
Distance	10YD-∞						10YD-∞				
System	SFP						SFP				
Reticle	Di-plex	MTR-1 MTR-2 MTR-3 MTR-4 MTR-5 MTR-FT MTR-RTM FD-1	MML FD-1 FD-2	Di-Plex	MTR-1 MTR-2 MTR-3 MTR-4 MTR-5 MTR-FT MTR-RTM FD-1	MML FD-1 FD-2	CH 1/4dot Di-plex	MTR-1 MTR-2 MTR-3 MTR-4 MTR-5 MTR-FT MTR-RTM FD-1	MML FD-1 FD-2	MTR-1 MTR-2 MTR-3 MTR-4 MTR-5 MTR-FT MTR-RTM FD-1	MML FD-1 FD-2
Illuminated	x	o		x	o		x	o	x	o	
Adjustment cap	o			x			x	o			x
Adjustment dial	Normal			Tactical			Tactical	Normal			Tactical
Adj.Oset Device	x			o			o	x			o
MD Disk	o						o				
Sun Shade	o						o				
Weight	590g	625g		595g	625g		655g	685g			



# March -Compact

1.5x-15x42mm  
1x-10x24mm

1.5x-15x42mm

## Designed to Meet the Needs of Hunters

This scope was developed in response to hunters’ specific requirements. March’s 10x zoom is configured from 1.5x to 15x, providing exceptional versatility. At the minimum 1.5x magnification, the view blends naturally with binocular vision, making it suitable even for close-range shots at 2–3 meters. The wide field of view at low magnification allows rapid response to game that appears suddenly at close range, while 15x magnification ensures precise shooting at longer distances.



1x-10x24mm



## Clear SFP Reticle with Multiple Options

Taking advantage of the second focal plane (SFP) reticle’s superior visibility, this series offers six different reticle options. Please choose the reticle that best matches your intended application and shooting style.

## Four Distinct Compact Scopes (Pages 21–22)

Pages 21 and 22 introduce four compact scope models, each offering its own unique characteristics.  
(FD-1 and FD-2 models feature bright fiber-dot reticles for enhanced visibility.)

March -Compact	1.5x-15x42mm				1x-10x24mm			
	D15V42T1	D15V42I	D15V42TML	D15V42IML	D10V24	D10V24I	D10V24TML	D10V24IML
Low	1.5x				1x			
High	15x				10x			
Objective Lens Diameter	42mm				24mm			
Body Tube Diameter	30mm				30mm			
Exit Pupil	Low				-			
High	2.8mm				2.4mm			
Field of View (real)	Low				20.0°			
at 100yds	70.2ft				105.8ft			
at 100m	23.40m				35.27m			
High	1.33°				2.0°			
at 100yds	7.0ft				10.5ft			
at 100m	2.30m				3.49m			
Eye Relief	Low				86-98mm			
High	76-97mm				86-96mm			
1 Click Adjustment	1/4MOA	0.1MIL	0.1MIL		1/4MOA		0.1MIL	
Elevation Travel	160MOA	40MIL	40MIL		200MOA		56MIL	
Windage Travel	36MOA	160MOA	14MIL	40MIL	200MOA		56MIL	
Focus	Side Focus				Side Focus			
Distance	10YD-∞				10YD-∞			
System	SFP				SFP			
Reticle	MTR-3 MTR-4 MTR-5 FD-1	MML FD-1 FD-2	Di-plex	MTR-1 MTR-2 MTR-3 MTR-4 MTR-5 FD-1	MML FD-1 FD-2			
Illuminated	o				x	o		
Adjustment cap	x	o	x	o	o	o	x	o
Adjustment dial	Tactical	Normal	Tactical	Normal	Normal		Tactical	Normal
Adj.Oset Device	o	x	o	x	x		o	x
MD Disk	o				x			
Sun Shade	o				△			
Weight	620g	610g	620g	610g	500g	530g	505g	530g

△: Optional order items

# March -Compact

1x-4.5x24mm

1x-4x24mm

1x-4.5x24mm

## Developed to Meet U.S. Service Rifle Competition Standards

This scope was developed in accordance with the rules of Service Rifle competitions in the United States. At 1x magnification, it secures a 16 mm exit pupil, ensuring the shooter never loses the sight picture during rapid, instinctive shooting. Despite being a low-magnification scope, it features side focus adjustment, allowing precise focusing from 10 yards to infinity. The scope is equipped with specially designed MTR-D2 and MTR-D3 reticles, making it an extremely user-friendly option for shooters who do not require magnification above 4.5x.

1x-4x24mm

## World-Class Exit Pupil in a 30 mm Body

With an exit pupil of 17.8 mm at 1x, this scope offers the largest exit pupil in the world for a 30 mm body scope. Combined with an extended eye relief range of approximately 30 mm, it provides exceptional ease of use, allowing shooters to acquire targets instantly—even during fast, instinctive shooting. It is ideally suited for rapid engagement, shooting on the move, and tracking fast-moving targets or game.



## True 1x Optics for Both-Eyes-Open Shooting

With a 1x scope, viewing the scene with both eyes open allows the full natural field of vision to be seen, while the reticle image appears seamlessly over the landscape. As a result, the shooter’s field of view is governed by human vision rather than the scope’s mechanical field of view. All March 1x scopes deliver a true, distortion-free 1x magnification, ensuring a completely natural and fatigue-free viewing experience.



## Simplified Design for Mid-Range Hunting

Designed with short- to mid-range hunting in mind, this scope focuses solely on essential functions. The focus adjustment mechanism is intentionally omitted, with focus fixed at 100 meters, allowing shooters to aim with minimal operation and maximum speed. The reticle adjustment turrets are cap-protected (Normal type) to prevent accidental movement when traveling through brush or rough terrain. Equipped with FD-1 or FD-2 reticles, the high-intensity fiber dot ensures excellent visibility even in bright daylight conditions.

March -Compact	1x-4.5x24mm	1x-4x24mm
	D4.5V24TM	D4V24MIL
Low	1x	1x
High	4.5x	4x
Objective Lens Diameter	24mm	24mm
Body Tube Diameter	30mm	30mm
Exit Pupil	Low 16mm	17.8mm
	High 5.33mm	6mm
	Low 19.0°	19.0°
Field of View ( real )	at 100yds 100.4ft	100.4ft
	at 100m 33.47m	33.47m
	High 4.22°	4.7°
	at 100yds 22.1ft	24.9ft
	at 100m 7.37m	8.20m
Eye Relief	Low 73-103mm	64-94mm
	High 73-100mm	61-94mm
1 Click Adjustment	1/4MOA	0.1MIL
Elevation Travel	200MOA	56MIL
Windage Travel	200MOA	56MIL
Focus	Side Focus	x
Distance	10YD-∞	100M-Fix
System	SFP	SFP
Reticle	MTR-D2	FD-1
	MTR-D3	FD-2
	MTR-5	
Illuminated	x	o
Adjustment cap	x	o
Adjustment dial	Tactical	Normal
Adj. Oset Device	o	x
MD Disk	x	x
Sun Shade	△	△
Weight	500g	490g

△: Optional order items

# March

48x52mm HM  
40x-60x52mm HM

48x52mm HM  
48x52mm Fixed magnification



## Benchrest Competition — The Ultimate Test of Precision

Benchrest competition is regarded as the ultimate discipline in precision shooting. Shooters fire five shots within a time limit at targets set at 100 and 300 yards, with victory determined by how small the spread of the bullet holes is.

The target image shown was captured using a March scope at the time a world record was set. Five bullets struck almost the exact same point, forming what is essentially a single hole. Achieving this level of performance requires not only exceptional shooting skill, but also a scope that maintains absolute zero even under repeated recoil.

March scopes originated from this discipline, and the quality standards established here are carried through every scope we produce.

## Precision Scope Designed for Benchrest Competition

This precision scope was developed specifically for benchrest competition. It features a high-grade optical system capable of clearly resolving 6 mm bullet holes, while maintaining exceptional mechanical strength to prevent even the slightest shift. At the same time, the design achieves maximum weight reduction without compromising rigidity or accuracy.



40x-60x52mm HM



## Eyepiece Zoom Mechanism with Zero Shift

An eyepiece zoom mechanism is employed, allowing magnification changes to suit the shooting conditions. Even when adjusting magnification, no shift in point of aim (POA) occurs, ensuring uncompromised precision throughout the shooting session.

March -Compact	48x52mm	40x-60x52mm
	D48F52	D60EV52
Low	48x	40x
High		60x
Objective Lens Diameter	52mm	52mm
Body Tube Diameter	30mm	30mm
Exit Pupil	Low	-
	High	1.08mm
Field of View ( real )	Low	0.52°
	at 100yds	2.7ft
	at 100m	0.90m
	High	-
	at 100yds	-
	at 100m	-
Eye Relief	Low	66-81mm
	High	71-89mm
1 Click Adjustment	1/8MOA	1/8MOA
Elevation Travel	60MOA	60MOA
Windage Travel	40MOA	40MOA
Focus	Side Focus	Side Focus
Distance	10YD-∞	10YD-∞
System	SFP	SFP
Reticle	CH	CH
	1/8dot	1/8dot
	3/32dot	3/32dot
	1/16dot LR	1/16dot LR
Illuminated	x	x
Adjustment cap	o	o
Adjustment dial	Normal	Normal
Adj.Oset Device	x	x
Middle Focus Wheel	o	o
MD Disk	o	o
Sun Shade	△	△
Weight	635g	680g

△: Optional order items



NEW

# March -M / FM Integrated Mount Scope

1-10x24mm Shorty  
1.5-15x42mm  
4.5-28x52mm



NEW  
March -M 1-10x24mm Shorty SFP Scheduled for release in March 2026



NEW  
March -FM 1.5-15x42mm FFP Scheduled for release in January 2027



NEW  
March -FM 4.5-28x52mm FFP Scheduled for release in January 2027

## Integrated-Mount Scope Series Announcement

The integrated-mount scope was first introduced as a concept model at the 2024 SHOT Show, where it received strong interest and widespread support. Following extensive evaluation of applicable models and specifications, we are pleased to announce that the 1–10x24 model will be released in January 2026.

In addition, the 1.5–15x and 4.5–28x models are scheduled for release in January 2027.

## Optimized for Hunting Applications

For the initial launch, the lineup will focus specifically on models suited for hunting use. These scopes can be mounted directly to a Picatinny base, eliminating the need for a separately purchased mount.

(Compatible exclusively with Picatinny-type bases.)

	March -M		March -FM				March -FM		
	1-10x24mm Shorty		1.5-15x42mm				4.5-28x52mm		
	D10SV24 IM	D10SV24 IMLM	D15V42FDIMLXM	D15V42FMILXM	D15V42FDIMLNM	D15V42FMILNM	D28HV52WFIMLXM	D28HV52WFIMLNM	D28HV52WFIMAXM
System	SFP		DR	FFP	DR	FFP	FFP		
Exit Pupil	Low	8.8mm	8.7mm				-		
	High	2.4mm	2.8mm				1.86mm		
Field of View ( real )	Low	19.2°	13.3°				5.56°		
	at 100yds	101.49ft	70.2ft				29.1ft		
	at 100m	33.83m	23.4m				9.7m		
	High	1.92°	1.33°				0.892°		
	at 100yds	10.15ft	6.9ft				4.7ft		
	at 100m	3.38m	2.3m				1.56m		
Eye Relief	Low	68-104mm	72-97mm				70-93.7mm		
	High	71-97mm	73-98mm				72-90mm		
1 Click Adjustment	1/4MOA	0.1MIL	0.1MIL				0.1MIL	1/4MOA	
Elevation Travel	200MOA	56MIL	40MIL				53MIL	180MOA	
Windage Travel	200MOA	56MIL	20MIL				20MIL	65MOA	
Focus	Side Focus		Side Focus				Side Focus		
Distance	10YD-∞		10YD-∞				10YD-∞		
Reticle	MTR-1 MTR-2 MTR-3 MTR-4 MTR-5 MTR-DLC	MML FD-1 FD-2	DR TR2B	FML-4	DR TR2B	FML-4	FML-PDK FML-LDK	FML-3 FML-TR1 FML-PDKI	FMA-3
Illuminated	o		o				x	o	o
Adjustment cap	o		x				x		
Adjustment dial	Normal		Tactical		Normal		Tactical		
Adj.Oset Device	o		o		x		o		
Weight	590g		(800g)				(950g)		

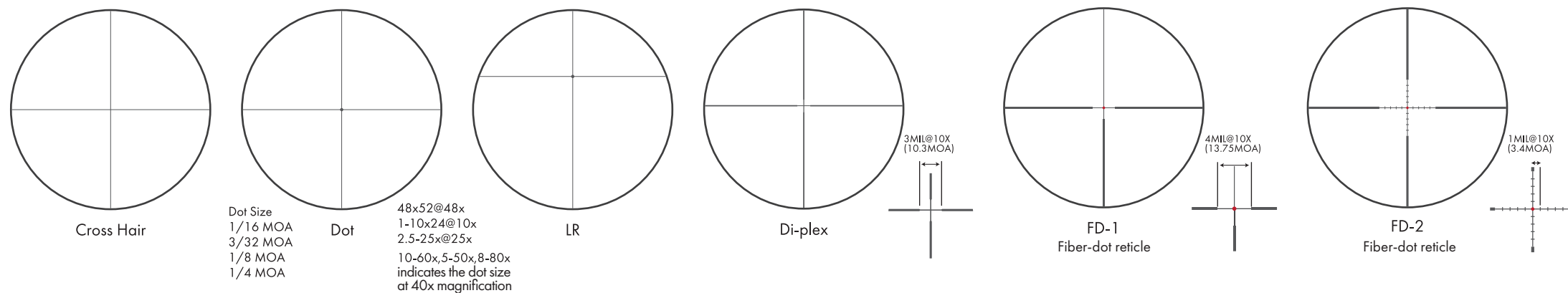
## Understanding SFP Reticle Scaling

For SFP (Second Focal Plane) scopes, reticles are not strictly model-specific in principle; however, please refer to the Reticle section in the specifications table for compatible options. The most suitable reticle varies depending on whether the scope is primarily used at low or high magnification.

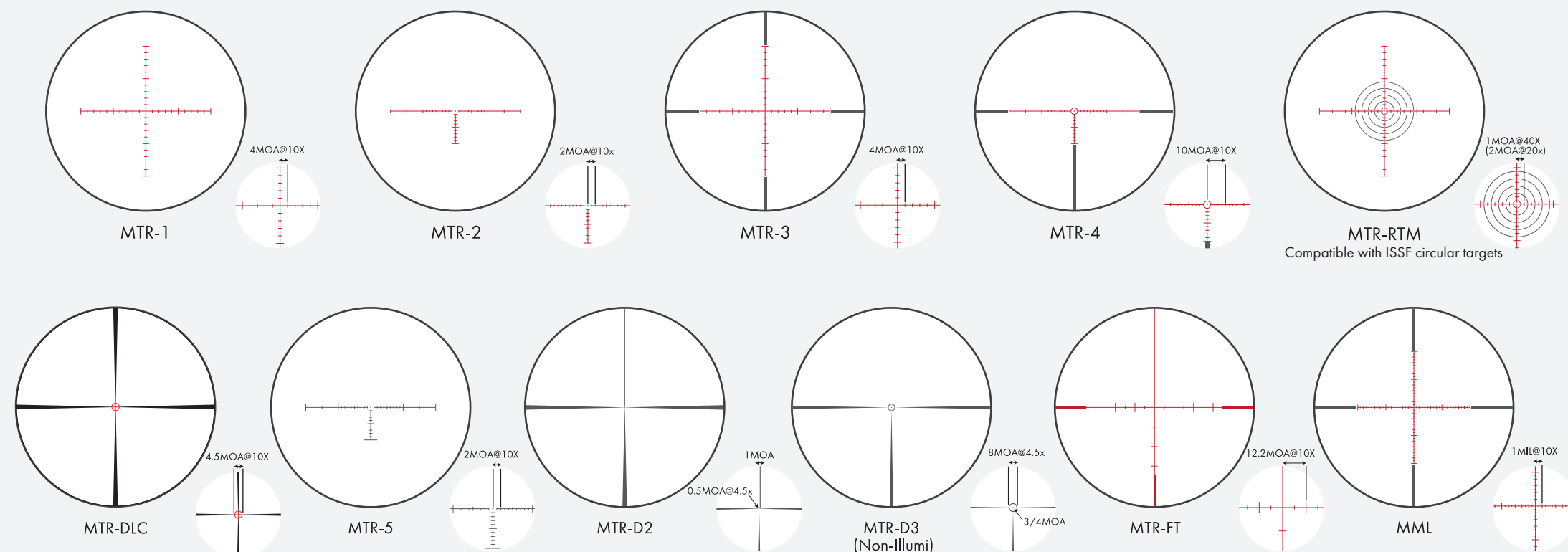
In SFP scopes, the reticle scale changes with magnification, meaning the angular value covered by the reticle markings is not constant. Please always confirm the designated calibration magnification.

If the actual magnification is twice the calibrated magnification, the value covered by the reticle becomes one-half. If the magnification is three times, the value becomes one-third, and so on.

(MTR reticles are MOA-based, while MML reticles are MIL-based. For reference, 1 MIL is approximately equal to 3.4 MOA.)

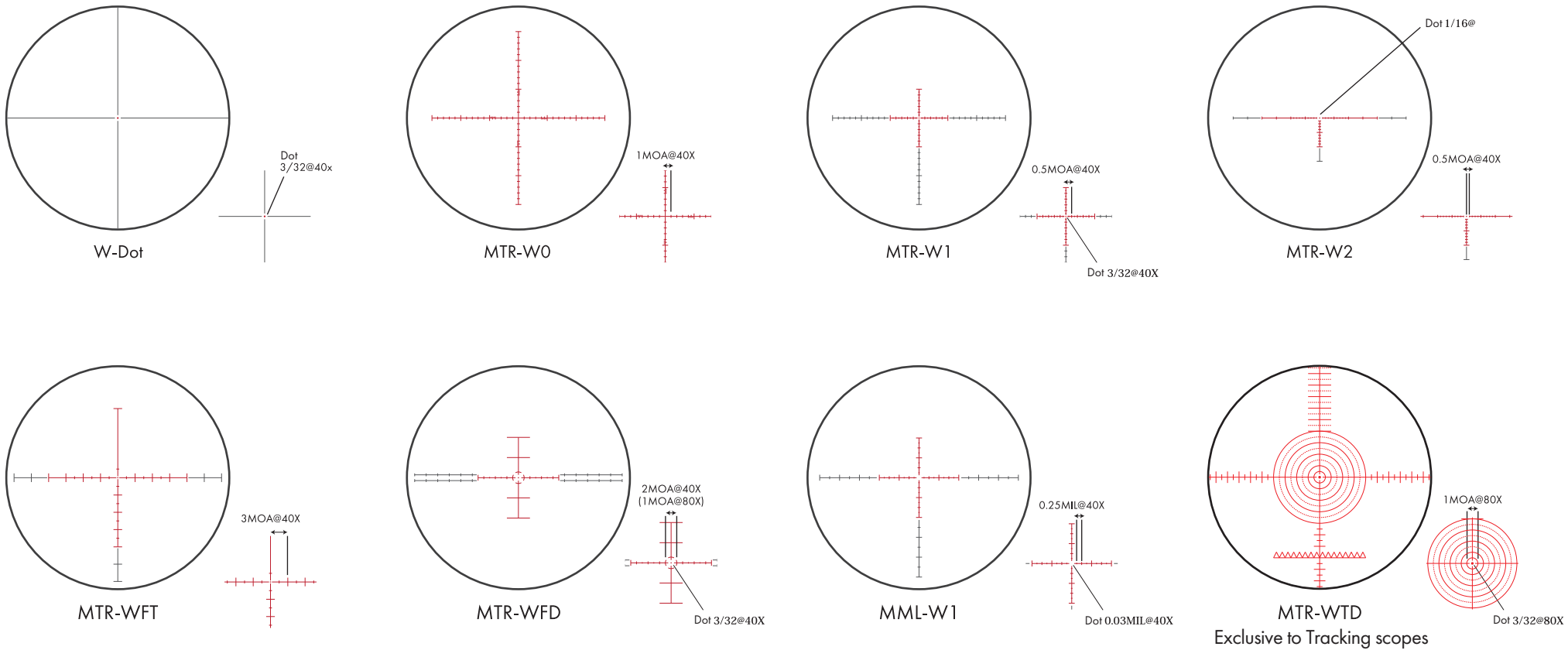


## Scale glass reticle type



For 8-80x56 MAJESTA Gen II, FT, and Tracking scopes, a dedicated reticle is used due to the different scale glass diameter required by the wide-angle optical design.

8-80x56  
【MAJESTA Gen II / Compatible with Tracking scopes】





NEW

Scheduled for release in January 2026

March -Tracking Scope

8x-80x56mm SFP  
6x-60x56mm FFP

High-Performance Spotting Scope Derived from March Riflescope Technology

The advanced optical performance developed for March riflescopes has been fully incorporated into this spotting scope design. Its slim, lightweight construction makes it highly effective both as a spotter for shooting and as an excellent tool for nature observation.

8x-80x56mm



Gray body finish



Swing mechanism



Without reticle, illumination, or accessory rail

6x-60x56mm



Matte black finish

Revolutionary Swing Mechanism for Target Acquisition

This spotting scope features a world-first swing mechanism that allows users to search for targets without adjusting the tripod. In addition, the combination of extended eye relief and a 10× zoom ratio introduces an entirely new level of usability.

Four configurations are available

- Without reticle (8–80× model only)
- With reticle
- With illumination
- With reticle, illumination, and accessory rail



		March -Tracking Scope					
		8x-80x56mm			6x-60x56mm		
		DT80HV56	DT80HV56R	DT80HV56R-AR	DT60HV56FR	DT60HV56FR-AR	DT60HV56FR-AR
System		SFP			FFP		
Exit Pupil	Low	4.08mm			6.3mm		
	High	0.7mm			0.93mm		
Field of View ( real )	Low	3.0°			4.3°		
	at 100yds	15.3ft			22.53ft		
	at 100m	5.2m			7.5m		
	High	0.3°			0.43°		
	at 100yds	1.53ft			2.25ft		
	at 100m	0.52m			0.75m		
Eye Relief	Low	76-92mm			74-92.5mm		
	High	79-92mm			75-90mm		
Distance		10YD-∞			10YD-∞		
Reticle		MTR-W1 MTR-WFD MTR-WTD			FML-WBR FML-WTD FML-WTB		FML-WBR FML-WTD
Illuminated		x		o	x		o
Accessorie Rail		x		o	x		o
Weight		1,310g	1,320g	1,330g	1,300g	1,310g	1,320g







# Function Description



## Normal Model

This model is equipped with protective caps for both the elevation and windage dials. The caps prevent accidental dial movement during travel or hunting in the field. It is ideal for users who do not need to adjust the dials after completing the initial zero-in.



## Writable Dial Model

Developed for FT and PRS competitions, this model uses dials with a white writable surface that allows shooters to mark and erase distance and dial positions according to the rifle's ballistic data. This feature is also highly useful in other shooting applications.



## Zero Set Function

This function allows the elevation dial to be quickly returned to a preset reference position. It is especially useful when shooting stages involve varying target distances, making it easy to return the dial to the original zero position. The dial stops precisely at the designated position. (Mechanisms vary by model; please refer to the instruction manual for details.)



## Tactical Model

Designed for tactical competitions where shooters must continuously adjust the dials according to target distance during shooting. Large, easy-to-operate tactical-style elevation and windage dials are adopted, enabling precise adjustments even while wearing gloves.



## Integrated Mount Type

This model integrates the scope body and mount into a single unit. It is compatible only with Picatinny mount bases. No separate mount purchase is required, eliminating potential issues related to mount installation.




## Illumination Function

This model adds a reticle illumination system to the focus dial. When shooting at dusk or against dark targets, the reticle illuminates in red, ensuring clear and reliable aiming. Brightness can be adjusted in 4 or 6 levels, depending on the model, to suit different environments. An automatic 1-hour power-off function helps conserve battery life.



## Shuriken Lock Model

This model features lockable Shuriken-style elevation and windage dials. Red indicates the locked position, while white indicates unlocked. Although equipped with tactical dials, the locking mechanism provides the same protection against accidental movement as capped dials. The "X" in the model name signifies the Shuriken Lock system.



## Fiber Dot Reticle

(Types indicated as DR, FD-1, or FD-2 in the reticle column)

Red LED light is transmitted through a fiber line and concentrated at the center, allowing the dot to remain clearly visible even against bright backgrounds. This system is highly effective when used as a dot reticle, and it is also incorporated into the second focal plane of dual-reticle models.



## Focus Function

Focus is adjusted by rotating the side-mounted dial to match the target distance, preventing parallax error. The numerical scale or markings serve as a reference only, as optimal focus varies depending on eyesight and temperature. For best results, gently move your head while adjusting the dial to find the position where the target image and reticle do not shift relative to each other.



## Overview of Rifle Scope Features and Important Notes (Based on March Scopes)

This section outlines the general characteristics of rifle scopes and important points to be aware of, based on the design philosophy and structure of March rifle scopes. Please use this as a reference.

### Correctly Adjusting the Eyepiece (Diopter Adjustment)

Set the zoom ring to the lowest magnification and look through the scope at a bright white surface, such as a wall or sheet of paper. While maintaining a natural, relaxed viewing posture (as if looking into the distance), rotate the eyepiece until the reticle appears at its sharpest. Once properly adjusted, no further adjustment is necessary unless your eyesight changes. Secure the setting by tightening the lock ring. (See right illustration)

### Focus Adjustment (Parallax Adjustment)

Rotate the side focus knob until the target image and the reticle image plane coincide. While gently moving your head side to side, continue adjusting the focus knob. There will be a point at which the target image and reticle no longer appear to shift relative to each other. This indicates that parallax has been reduced to zero.

### Zeroing (Zero-In)

Mount the scope on the rifle and fire at the target. If the point of impact differs from the point of aim, rotate the adjustment dials to correct the error. (See right illustration) After the adjustment is complete, loosen the set screws (Bis), rotate the dial freely, align the engraved “0” precisely with the reference mark, and then re-tighten the screws. Zeroing is now complete.

### Lens Coating

Lens coating is a critical factor in achieving a bright, high-contrast image. The quality of the coating can result in surprisingly large differences in brightness and clarity, and coating quality varies greatly between products. March scopes feature fully multi-coated optics with over 99.7% light transmission on all glass surfaces. In addition, considering real-world rifle scope usage environments, the exterior lenses at both ends of the scope are treated with water-repellent and dirt-resistant coatings.

### Scope Size

In general, longer scopes tend to deliver better image quality (IQ).

However, increased size and weight often result in a reduced elevation adjustment range. March scopes challenge this conventional trade-off by employing High Master lenses and advanced optical design, achieving superior image quality while maintaining a generous adjustment range.

### Mount Installation

In fact, most scope-related problems are said to occur during mount installation.

Key points to watch for include selecting a high-quality mount, eliminating misalignment through proper fitting or lapping, and avoiding damage caused by excessive tightening of mount screws. The recommended tightening torque is 17 inch-pounds (1.92 N·m).

March scopes introduce a series of integrated mount models that can be attached directly to Picatinny rails. This eliminates the need to purchase a separate mount and significantly reduces installation-related issues. Based on user feedback and evaluation, expansion of this concept to additional models is under consideration.

### Durability

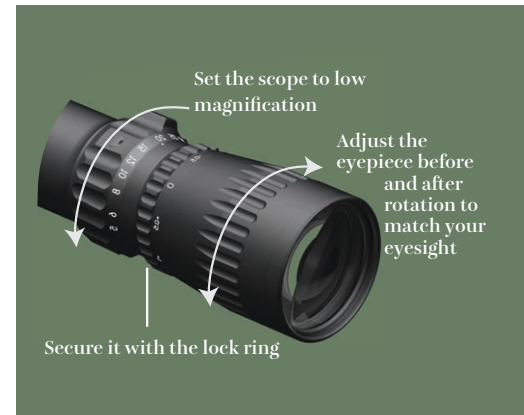
What fundamentally distinguishes rifle scopes from other optical devices is their exposure to continuous shock forces approaching 1,000 G with each shot. During these impacts, no internal component is allowed to move. For example, with a click value of 0.1 MIL per click, the internal movement required for one click is approximately 0.003 mm (3 microns). Conversely, a clearance of just 0.003 mm can result in a 0.1 MIL deviation—an unacceptable error in precision shooting. Preventing this requires perfection not only in structural design, but also in materials, component precision, and every step of the assembly process. The phrase “a precision measuring instrument subjected to shock” best describes a rifle scope. Even if two scopes look identical externally, the difference between a good and a poor scope lies in the precision of assembly at the smallest details.

March scopes apply this same philosophy across all models—not only precision competition scopes, but also hunting scopes and low-magnification optics.

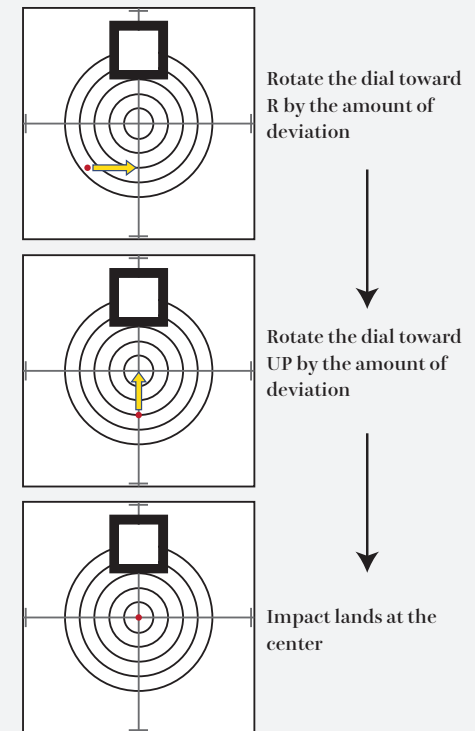
### Evolution of the Lens System

To meet the demanding requirements of competitive shooters and ever-higher expectations for image quality (IQ), March was the first manufacturer to adopt ED (Extra-low Dispersion) lenses in rifle scopes. ED lenses reduce chromatic aberration by minimizing light dispersion compared to conventional glass. Not satisfied with this achievement, March continued to pursue further improvements and became the first and only manufacturer to incorporate Super ED lenses in rifle scopes under the High Master lineup. Super ED lenses offer performance even closer to fluorite, delivering exceptionally sharp images from edge to edge. Additionally, to ensure reliable performance under severe environmental conditions, March actively adopts newly developed optical glass materials originally designed for automotive autonomous driving systems.

By implementing temperature drift suppression lens systems and continuously integrating advanced technologies, March continues to push the boundaries of image quality and functionality once thought impossible.



### [Zero-In Example]



Rifle scopes have unique characteristics such as these. In this catalog, the information is presented as concisely as possible.

For more detailed explanations, including the underlying principles, please visit our website, where in-depth information is available for those who are interested.



## Sunshade

3-inch (75 mm) sunshade.  
Attaches to the objective lens to block direct sunlight and reduce flare and halation.

- | 2-DB179-0 | For objective lens use
- | 2-DB115-0 | For objective lens use
- | 2-DB256-0 | For objective lens use



## 4-Level Low-Brightness Illumination Switch

| DA233-UL

This is a low-brightness switch module that reduces the standard illumination brightness to 1/5. The 1-hour automatic shut-off function helps prevent unnecessary battery consumption.

It is required when using night-vision devices. The brightness is so low that it is barely visible to the naked eye. Each press of the switch changes the brightness through four levels.

(A standard illumination switch of this type is also available.)

| DA233-H



## 6-Level Illumination Switch

| DA381-0

This illumination switch provides 6 brightness levels by adding two additional low levels below the standard 4 illumination levels.

It allows the illumination to be turned ON/OFF while maintaining the preset brightness. Equipped with a 1-hour automatic shut-off function.

After automatic shut-off, turning the switch ON again will illuminate at the previously set brightness.



## MD Disc

The MD Disc is attached to the threaded front of the objective lens.

It reduces the amount of incoming light from the objective by 50%.

The aperture effect of the MD Disc increases depth of field by 50%.

It also suppresses brightness and improves various optical aberrations.

- | DB740-0 | For 42 mm objective lenses
- | DB062-0 | For 52 mm objective lenses
- | DB269-0 | For 56 mm objective lenses



## Eyepiece Rubber

| DB499-0

The eyepiece rubber can be attached to the filter thread on the eyepiece end.

By fitting a rubber ring around the eyepiece, it helps reduce the risk of injury if the eyepiece contacts the user's face.

An auxiliary ring is required to match the thread diameter for wide eyepieces.

Compatible with all March scopes except EP-Zoom models.

(When the eyepiece rubber is installed, the flip-up eyepiece cap cannot be used.

For dust protection, please use the poly cap supplied with the scope at the time of purchase.)



## Middle Focus Wheel

Allows easier operation of the side focus dial.  
Outer diameter: 49 mm

- | 2-DB340-0 | For 48x52 / 40x-60x52 / 5x-32x52 / 10x-60x52 (non-illuminated models)
- | 2-DB341-0 | For other non-illuminated models
- | 2-DB342-0 | For illuminated models
- | 2-DB8729-0 | For 5x-42x56 models



4.5" Wheel

## Large Wheel

Because high-magnification scopes have a shallow depth of field, even small differences in distance can be measured through focus adjustment.

Using a large wheel enables precise operation of the focus dial, making it highly convenient. An essential item for air rifle and Field Target competitions.

It is mounted over the Middle Focus Wheel.

(The Middle Focus Wheel must be purchased separately and used together.)

- | 2-DB343-0 | 3.5 inch
- | 2-DB402-0 | 4.5 inch



DB392-0

DB393-0

## Large Dial

An oversized dial designed to make the elevation dial easier to turn.

Using the included white tape, ballistic correction markings matched to the ammunition in use can be written and affixed to the dial.

- | DB392-0 | (1x-4.5x / 1x-10x / 2.5x-25x / 1x-8x / 3x-24x / 5x-40x)
- | DB402-0 | (5x-32x / 10x-60x / 5x-50x / 8x-80x)



## Leather Cap

A premium dust-protection cap made from genuine leather.

The color develops a richer patina with continued use.

Supplied as a set for both the objective and eyepiece lenses.

(Please specify the applicable model when ordering.)

- | LC-24 | For 24 mm objective lenses
- | LC-42 | For 42 mm objective lenses
- | LC-52 | For 52 mm objective lenses
- | LC-56 | For 56 mm objective lenses
- | LC-EZ | For EP-ZOOM



## Flip Cap

Flip caps with the March logo. When fully opened, the lid locks in a position parallel to the scope body. They protect the lenses from scratches and dust, and can be easily opened and closed when needed.

- | FC-41 | For eyepiece lens
- | FC-46 | For wide eyepiece lens
- | FC-33 | For 24 mm objective lens
- | FC-51 | For 42 mm objective lens
- | FC-60 | For 52 mm objective lens
- | FC-64 | For 56 mm objective lens



## Scope Cover

Featuring water-repellent properties, this cover protects the scope from rain, scratches, and dust.

It can be used with or without the flap. The version with a flap (removable) shields the action area of the rifle from solar heat, helping to reduce its effect on shooting performance. Equipped with a small accessory storage pocket (removable).

- Main cover only
  - | Overall length 500 mm type (SC-500)
  - | Overall length 440 mm type (SC-440)

- With flap type
  - | Overall length 500 mm (SC-500-P)
  - | Overall length 440 mm (SC-440-P)

## Tripod Mounting Kit

-Spotting Scope Accessories-

| DA678-0



This kit allows a rifle scope to be mounted on a tripod and used as a spotting scope with a reticle.

By using the same rifle scope, it makes it easy to assist competitors and accurately correct bullet impact points.



## Fast Lever

A fast lever for the zoom ring, designed exclusively for March scopes. Ideal for users who want quick and precise zoom adjustments, or when the zoom ring becomes stiff in cold environments. Allows smooth zoom operation without taking your eye off the scope view.

- DB411-B
- DB411-C



## Tracking Scope Angled Eyepiece

An attachment for tracking scopes that allows viewing from an angle of approximately 45 degrees.

It is mounted on the front end of the eyepiece tube.



## Mount

Since mounts attached to firearms vary widely depending on the rifle's base shape and model, we are unable to supply mounts in general (please consult your firearms dealer).

However, we can offer only the following mounts compatible with standard Picatinny rails.

(Note: These are not made in Japan. Made in USA.)

### Hunt Picatinny Rings

- | Hunt 30/24 | Tube diameter 30 mm, height 24 mm
- | Hunt 30/30 | Tube diameter 30 mm, height 30 mm
- | Hunt 30/34 | Tube diameter 30 mm, height 34 mm
- | Hunt 34/30 | Tube diameter 34 mm, height 30 mm
- | Hunt 34/44 | Tube diameter 34 mm, height 34 mm

Front and rear set included.



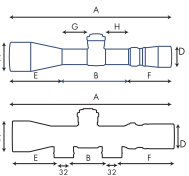
### Kit contents

- | Tripod mounting base
- | Eyepiece extension ring
- | Middle focus wheel





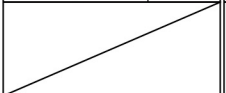
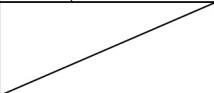
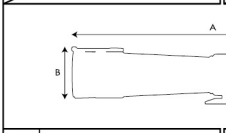
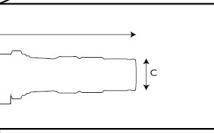


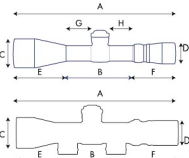

FFP | First Focal Plane Reticle Scopes

Model	March -FX			March -FX					March -FX			March -FM			March -F						March -F									
	5x-42x56			5x-40x56					4.5x-28x52					March -FM			3x-24x52						3x-24x42							
ITEM	D42HV56 WFIMLX-G2	D42HV56 WFIMAX-G2	D42HV56 WFML-G2 PRS	D40V56 FML-G2	D40V56 FML-G2	D40V56 FML10-G2	D40V56 FML10-G2	D40V56 FMA8-G2	D40V56 FIMA8-G2	D28HV52 WFMLX	D28HV52 WFIMLX	D28HV52 WFIMAX	D28HV52 WFMLXM	D28HV52 WFIMLXM	D28HV52 WFIMAXM	D24V52 FML	D24V52 FML	D24V52 FMLIN	D24V52 FMA	D24V52 FMA	D24V52 FIMA	D24V52 FIMAN	D24V42 FML	D24V42 FML	D24V42 FMLIN	D24V42 FMA	D24V42 FIMA	D24V42 FIMAN		
Body Tube Diameter	34mm			34mm					34mm			Integrated Mount Scope			30mm						30mm									
Exit Pupil	Low			5.2mm					—					—						—										
	High			1.33mm					1.4mm					1.86mm					2.17mm						1.75mm					
Fild of View	Low			5.2°					4.0°					5.56°					6.67°						6.67°					
	at 100 yds			26.2ft					21ft					29.1ft					35ft						35ft					
	at 100 m			8.73m					6.98m					9.7m					11.66m						11.66m					
	High			0.62°					0.5°					0.892°					0.83°						0.83°					
	at 100 yds			3.3ft					2.6ft					4.7ft					4.3ft						4.3ft					
	at 100 m			1.08m					0.87m					1.56m					1.45m						1.45m					
	Apparent field of view (actual field of view x magnification)			25°					20°					25°					20°						20°					
Eye Relief	Low			71-90.4mm					96-100mm					70-93.7mm					85-100mm						85-100mm					
	High			74.2-90mm					92-98mm					72-90mm					89-96mm						89-96mm					
1 Click Adjustment	0.1 MIL	1/4MOA	0.1 MIL	0.05MIL		0.1 MIL		1/8 MOA		0.1 MIL	1/4MOA	0.1 MIL	1/4MOA		0.1 MIL	0.1 MIL		1/4MOA		1/4MOA		0.1 MIL		1/4MOA		0.1 MIL		1/4MOA		
Elevation Travel	40MIL	130MOA	40MIL	24MIL				76MOA		30MIL	100MOA	53MIL	180MOA		34MIL	28MIL	120MOA	100MOA		100MOA		28MIL		120MOA		100MOA				
Windage Travel	14MIL	48MOA	14MIL	12MIL				38MOA		20MIL	65MOA	20MIL	65MOA		17MIL	28MIL	60MOA	100MOA		100MOA		28MIL		60MOA		100MOA				
Distance	10YD-∞			10YD-∞					10YD-∞					10YD-∞					10YD-∞						10YD-∞					
System	FFP			FFP					FFP					FFP					FFP						FFP					
Reticle	FML-MT FML-3 FML-TR1	FMA-MT FMA-3 FMA-TR1	FML-MT FML-3 FML-TR1 FML-WBR	FML-1 FML-PDKI				FMA-2	FMA-1 FMA-MT	FML-PDK FML-LDK	FML-3 FML-TR1 FML-PDKI	FMA-3	FML-PDK FML-LDK	FML-3 FML-TR1 FML-PDKI	FMA-3	FML-1 FML FML-1 FML-T1 FML-TR1H FML-MB	FMA-2	FMA-1		FMA-1		FML-1		FML FML-1 FML-T1 FML-TR1H FML-MB		FMA-2	FMA-1			
Illuminated	o		x	x	o	x	o	x	o	x	o	x	o	x	o	x	o	x	o	x	o	x	o	x	o	x	o	x		
Adjustment dial	Tactical			Tactical					Tactical					Tactical					Tactical		Normal		Tactical		Normal		Tactical		Normal	
Adj.0set Device	o			o					o					o					o		x	o	x	o		o	x	o	x	
Dial lock function	o		x	o					o					o					x						x					
Dial writing type	x		o	x					x					x					x						x					
A	355mm			389mm					318mm			318mm		336mm						312mm										
B	142mm			155mm					129mm			48mm		139mm						139mm										
C	64mm			64mm					60mm			60mm		60mm						51mm										
D	46mm			41mm					46mm			46mm		41mm						41mm										
E	117mm			146mm					93mm			98mm		105mm						81mm										
F	96mm			88mm					96mm			108mm		92mm						92mm										
G	52mm			66mm					42mm			34mm		53mm						53mm										
H	49mm			52mm					49mm					48mm						48mm										
Weight	1015g		980g	900g	925g	900g	925g	900g	925g	855g	880g	(950g)				655g	680g		655g	680g		590g		615g		590g	615g			



• MD disc is standard equipment (except for  $\phi 24$  objective lenses) • Flip caps are standard equipment (except for fixed-magnification models, which use leather caps) • All scopes are filled with argon gas, and both front and rear lenses are treated with water-repellent and anti-fouling coatings.  
• Sunshade is standard equipment (except for  $\phi 24$  objective lenses) • Fast levers are standard equipment (except for fixed-magnification models)

FFP | First Focal Plane Reticle Scopes

Model	March-FX								March-FM								March-FX								March-F								Tracking Scope						Tracking Scope					
	1.5x-15x42								1x-10x24 Shorty								1x-10x24 Shorty								8x-80x56						6x-60x56													
ITEM	D15V42 FDIMLX	D15V42 FIMLX	D15V42 FDIMLN	D15V42 FIMLN	D15V42 FDIMLXM	D15V42 FIMLXM	D15V42 FDIMLINM	D15V42 FIMLINM	D10SV24 FDIMLX	D10SV24 FIMLX	D10SV24 FDIMLN34	D10SV24 FIMLN34	D10SV24FDIML (FDIML_P)package	D10SV24FDIMLN (FDIMLN_P)package	D10SV24FIML (FIML_P)package	DT80HV56	DT80HV56R	DT80HV56RI-AR	DT60HV56FR	DT60HV56FR-AR	DT60HV56FRI-AR																							
Body Tube Diameter	34mm				Integrated Mount Scope				34mm				30mm(Objective Lens Section33mm)																															
Exit Pupil	Low				8.7mm				8.6mm				8.6mm				4.08mm						6.3mm																					
	High				2.8mm				2.4mm				2.4mm				0.7mm						0.93mm																					
Fild of View	Low				13.3°				19.2°				19.2°				3.0°						4.3°																					
	at 100 yds				70.2ft				101.5ft				101.5ft				15.3ft						22.53ft																					
	at 100 m				23.4m				33.83m				33.83m				5.2m						7.5m																					
	High				1.33°				1.92°				1.92°				0.3°						0.43°																					
	at 100 yds				6.9ft				10.1ft				10.1ft				1.53ft						2.25ft																					
	at 100 m				2.3m				3.35m				3.35m				0.52m						0.75m																					
Apparent field of view (actual field of view x magnification)					20°				19.2°				19.2°				24°						25.8°																					
Eye Relief	Low				72-97mm				72-102mm				72-102mm				76-92mm						74-92.5mm																					
	High				73-98mm				75-100mm				75-100mm				79-92mm						75-90mm																					
1 Click Adjustment					0.1MIL				0.1MIL				0.1MIL																															
Elevation Travel					40MIL				50MIL				56MIL																															
Windage Travel					20MIL				25MIL				56MIL																															
Distance					10YD-∞				10YD-∞				10YD-∞				10YD-∞						10YD-∞																					
System	DR	FFP	DR	FFP	DR	FFP	DR	FFP	DR	FFP	DR	FFP	DR		FFP								FFP																					
Reticle	DR-TR2B	FML-4	DR-TR2B	FML-4	DR-TR2B	FML-4	DR-TR2B	FML-4	DR-1F DR-TR1F	FMC-1 FMC-2 FMC-3	DR-1F DR-TR1F	FMC-1 FMC-2 FMC-3	DR-1 DR-TR1		FMC-1 FMC-2 FMC-3								FML-WBR FML-WTD FML-WTB		FML-WBR FML-WTD																			
Illuminated	o								o				o				x						o																					
Adjustment dial	Tactical		Normal		Tactical		Normal		Tactical		Normal		Tactical	Normal	Tactical	Accessory rail x						x		o																				
Adj.0set Device	o		x		o		x		o		x		o	x	o																													
Dial lock function	o				o				o				x																															
Dial writing type	x				x				x				x																															
 G : Center of scope from top of Picatinny rail	268mm				268mm				215mm				214mm										A																					
	119mm				48mm				130mm				89mm				B						430mm																					
	51mm				51mm				34mm				33mm				C						68mm																					
	41mm				41mm				41mm				41mm										47mm																					
	65mm				69mm				34mm				35mm																															
	84mm				87mm				85mm				90mm																															
	41mm				30mm				40mm				35mm																															
	41mm								52mm				48mm																															
Weight	700g		660g		(800g)				590g		550g		505g				1,310g						1,320g		1,330g		1,300g		1,310g		1,320g													

memo

• The contents of this document are subject to change without notice.

SFP | Scnd Focal Plane Reticle Scopes

Model	March-X (FT) Majesta Gen II					March-X			March-X		March-X			March					March							
	8x-80x56					8x-80x56			5x-50x56		10x-60x56			10x-60x52					2.5x-25x52							
ITEM	D80HV56 WTMLX-GR-G2	D80HV56 WTIX-GR-G2	D80HV56 WTMLW-G2	D80HV56 WTIW-G2	D80HV56 WTIW-G2-FTP	D80V56-T ST Silver	D80V56-TM STM Silver	D80V56-TI STI Silver	D50V56T	D50V56TI	D60HV56T	D60HV56TM	D60HV56TI	D60V52L	D60V52LM	D60V52T	D60V52TM	D60V52TI	D25V52T	D25V52I	D25V52TML	D25V52TI	D25V52TML			
Body Tube Diameter	34mm					34mm			34mm		34mm			30mm					30mm							
Exit Pupil	Low					—			—		—			—					—							
	High					0.7mm			1.12mm		0.94mm			0.86mm					2.08mm							
Field of View	Low					2.5°			4.0°		1.9°			2.0°					8.0°							
	at 100 yds					13.2ft			21.0ft		10.2ft			10.5ft					42.0ft							
	at 100 m					4.36m			6.98m		3.40m			3.49m					13.99m							
	High					0.25°			0.4°		0.32°			0.333°					0.8°							
	at 100 yds					1.30ft			2.1ft		1.7ft			1.7ft					4.2ft							
	at 100 m					0.44m			0.70m		0.57m			0.58m					1.40m							
Apparent field of view (actual field of view x magnification)					25°			20°		20°		19°			20°					20°						
Eye Relief	Low					76-92mm			89-95mm		96-101mm		80-107mm			88-99mm					85-100mm					
	High					79-92mm			83-97mm		92-98mm		92-102mm			95-101mm					89-96mm					
1 Click Adjustment	0.05MIL	1/8MOA	0.05MIL	1/8MOA		1/8MOA			1/8MOA		1/8MOA			1/8MOA					1/4MOA			0.1MIL				
Elevation Travel	19MIL	66MOA	19MIL	60MOA		60MOA			60MOA		60MOA			60MOA					120MOA			34MIL				
Windage Travel	10MIL	36MOA	10MIL	36MOA		40MOA			40MOA		40MOA			40MOA					60MOA			17MIL				
Distance	10YD-∞					10YD-∞			10YD-∞		10YD-∞			10YD-∞					10YD-∞							
System	SFP					SFP			SFP		SFP			SFP					SFP							
Reticle	W-Dot MML-W1	W-Dot MTR-W0 MTR-W1 MTR-W2 MTR-WFT MTR-WFD	W-Dot MML-W1	W-Dot MTR-W0 MTR-W1 MTR-W2 MTR-WFT MTR-WFD	MTR-WFT	CH 1/8dot 3/32dot 1/16dot Di-plex	MTR-1 MTR-2 MTR-3 MTR-4 MTR-5 MTR-FT MTR-RTM		CH 1/8dot 3/32dot 1/16dot Di-plex	MTR-1 MTR-2 MTR-3 MTR-4 MTR-5 MTR-FT MTR-RTM	CH 1/8dot 3/32dot 1/16dot Di-plex	MTR-1 MTR-2 MTR-3 MTR-4 MTR-5 MTR-FT MTR-RTM		CH 1/8dot 3/32dot 1/16dot Di-plex	MTR-1 MTR-2 MTR-3 MTR-4 MTR-5 MTR-FT MTR-RTM	CH 1/8dot 3/32dot 1/16dot Di-plex	MTR-1 MTR-2 MTR-3 MTR-4 MTR-5 MTR-FT MTR-RTM	CH 1/4dot Di-plex	MTR-1 MTR-2 MTR-3 MTR-4 MTR-5 MTR-FT MTR-RTM FD-1	MML	MTR-1 MTR-2 MTR-3 MTR-4 MTR-5 MTR-FT MTR-RTM FD-1	MML FD-1	MML FD-2			
Illuminated	o					x			o		x		o		x					o		x			o	
Adjustment dial	Tactical					Tactical			Tactical		Tactical			Normal		Tactical			Tactical		Normal		Tactical			
Adj.0set Device	o					o			o		o			x		o			o		x		o			
Dial lock function	o		x			x			x		x			x					x							
Dial writing type	x		o			x			x		x			x					x							
A	420mm					407mm	409mm		398mm	400mm	411mm	413mm		418mm	420mm	418mm	420mm		336mm	338mm						
B	165mm					175mm			166mm		180mm			173mm					139mm							
C	64mm					64mm			64mm		64mm			60mm					60mm							
D	46mm					41mm			41mm		41mm			41mm					41mm							
E	159mm					144mm			144mm		134mm			142mm					105mm							
F	96mm					88mm	90mm		88mm	90mm	97mm	99mm		103mm	105mm	103mm	105mm		92mm	94mm						
G	66mm					79mm			79mm		81mm			79mm					53mm							
H	58mm					60mm			51mm		63mm			57mm					48mm							
Weight	1175g					835g	845g	865g	825g	855g	910g	915g	945g	685g	690g	700g	705g	735g	655g	685g						

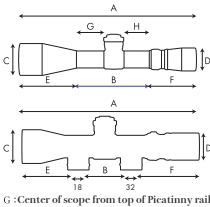
memo

- MD disc is standard equipment (except for  $\phi$ 24 objective lenses)
- Flip caps are standard equipment (except for fixed-magnification models, which use leather caps)
- Sunshade is standard equipment (except for  $\phi$ 24 objective lenses)
- Fast levers are standard equipment (except for fixed-magnification models)
- All scopes are filled with argon gas, and both front and rear lenses are treated with water-repellent and anti-fouling coatings.



SFP | Second Focal Plane Reticle Scopes

Model	March						March				March						March-M		March	March	March	March <sup>EP ZOOM</sup>	March <sup>Fixed Power</sup>			
	2.5x-25x42						1.5x-15x42				1x-10x24						1x-10x24Shorty		1x-4.5x24	1x-4x24	40x-60x52	48x52				
ITEM	D25V42	D25V42I	D25V42IML	D25V42T	D25V42TI	D25V42TIML	D15V42TI	D15V42I	D15V42TIML	D15V42IML	D10V24	D10V24I	D10V24TI	D10V24TML	D10V24IML	D10V24TIML	D10SV24IM	D10SV24IMLM	D4.5V24TM	D4V24IML	D60EV52	D48F52				
Body Tube Diameter	30mm						30mm				30mm						Integrated Mount Scope		30mm	30mm	30mm	30mm				
Exit Pupil	Low						8.7mm				—						8.8mm		16mm	17.8mm	1.24mm	—				
	High						2.8mm				2.4mm						2.4mm		5.33mm	6mm	0.89mm	1.08mm				
Field of View	Low						13.3°				20.0°						19.2°		19.0°	19.0°	0.49°	0.52°				
	at 100 yds						70.2ft				105.8ft						101.49ft		100.4ft	100.4ft	2.6ft	2.7ft				
	at 100 m						23.4m				35.27m						33.83m		33.47m	33.47m	0.85m	0.90m				
	High						1.33°				2.0°						1.92°		4.22°	4.7°	0.44°					
	at 100 yds						7.0ft				10.5ft						10.15ft		22.1ft	24.9ft	2.5ft					
	at 100 m						2.30m				3.49m						3.38m		7.37m	8.20m	0.77m					
Apparent field of view (actual field of view x magnification)	20°						20°				20°						19.2°		19°	19°	19.6° -26.4°	25°				
Eye Relief	Low						69-113mm				86-98mm						68-104mm		73-103mm	64-94mm	71-89mm	66-81mm				
	High						74-94mm				86-96mm						71-97mm		73-100mm	61-94mm	59-72mm					
1 Click Adjustment	1/4MOA				0.1MIL		1/4MOA		0.1MIL	0.1MIL	1/4MOA		0.1MIL		1/4MOA		0.1MIL	1/4MOA	0.1MIL	1/4MOA	0.1MIL	1/8MOA	1/8MOA			
Elevation Travel	100MOA				28MIL		160MOA		40MIL	40MIL	200MOA		56MIL		200MOA		56MIL	200MOA	56MIL	200MOA	56MIL	60MOA	60MOA			
Windage Travel	100MOA				28MIL		36MOA	160MOA	14MIL	40MIL	200MOA		56MIL		200MOA		56MIL	200MOA	56MIL	200MOA	56MIL	40MOA	40MOA			
Distance	10YD-∞						10YD-∞				10YD-∞						10YD-∞		10YD-∞	100m 固定	10YD-∞	10YD-∞				
System	SFP						SFP				SFP						SFP		SFP	SFP	SFP	SFP				
Reticle	Di-plex	MTR-1 MTR-2 MTR-3 MTR-4 MTR-5 MTR-FT MTR-RTM FD-1	MML	FD-1	Di-plex	MTR-1 MTR-2 MTR-3 MTR-4 MTR-5 MTR-FT MTR-RTM FD-1	MML	FD-1	FD-2	MTR-3 MTR-4 MTR-5 FD-1	MML	FD-1	FD-2	Di-plex	MTR-1 MTR-2 MTR-3 MTR-4 MTR-5 FD-1	MML	FD-1	FD-2	MTR-1 MTR-2 MTR-3 MTR-4 MTR-5 MTR-DLC	MML	FD-1	FD-2	MTR-D2 MTR-D3 MTR-5	FD-1 FD-2	CH 1/8dot 3/32dot 1/16dot LR	CH 1/8dot 3/32dot 1/16dot LR
Illuminated	x	o		x	o		o				x	o		x	o		o		x	o		x	x			
Adjustment dial	Normal			Tactical			Tactical	Normal	Tactical	Normal	Normal		Tactical		Normal	Tactical	Normal		Tactical	Normal	Normal	Normal	Normal			
Adj.0set Device	x			o			o	x	o	x	x		o		x	o	o	o	o	x	x	x	x			
Dial lock function	x						x				x						x		x	x	x	x	x			
Dial writing type	x						x				x						x		x	x	x	x	x			
A	312mm	314mm		312mm	314mm		268mm				262mm	264mm				215mm		260mm	258mm	374-397mm	370mm					
B	139mm						111mm				135mm						55mm		131mm	129mm	162mm	177mm				
C	51mm						51mm				33mm						33mm		33mm	33mm	60mm	60mm				
D	41mm						41mm				41mm						41mm		41mm	41mm	41mm	41mm				
E	81mm						68mm				35mm						20mm		35mm	35mm	126mm	126mm				
F	92mm	94mm		92mm	94mm		87mm				92mm	94mm				90mm		94mm	94mm	86-109mm	67mm					
G	53mm						36mm				49mm						27mm		49mm	49mm	70mm	70mm				
H	48mm						37mm				48mm						/		46mm	42mm	55mm	70mm				
Weight	590g	625g		595g	625g		620g	610g	620g	610g	500g	530g		505g	530g		590g		500g	490g	680g	635g				



G : Center of scope from top of Picatinny rail

• The contents of this document are subject to change without notice.  
• All scopes are filled with argon gas, and both front and rear lenses are treated with water-repellent and anti-fouling coatings.









### DEON Optical Design Corporation

9700-3 Miyagawa, Chino-shi, Nagano 391-0013, Japan

TEL:0266-75-5658

FAX : 0266-75-5598

E-mail | [info@deon.co.jp](mailto:info@deon.co.jp)

WEB | <https://marchscopes.com>

Issued January 2026

### March Scopes UK/Europe

PBS House Charlwood Road, Crawley West Sussex,  
RH11 0PT United Kingdom

Tel: +44 1293 606901

Fax: +44 1293 606902

[info@marchscopes.co.uk](mailto:info@marchscopes.co.uk)

<https://www.marchscopes.co.uk/>

### MARCH SCOPES GERMANY

Hartensteiner Handelsgesellschaft mbH  
Gewerbestraße 1 08118 Hartentein

Tel: +491723787097

[info@march-scopes.de](mailto:info@march-scopes.de)

<http://www.march-scopes.de/>